

**1979
South
Pacific
Games
Results**

FIJI

Aug 29th - Sept 8th

* 1979 Sixth South Pacific Games, Suva, Fiji

	Gold	Silver	Bronze	TOTAL
New Caledonia	33	43	26	102
French Polynesia	31	19	29	79
Fiji	22	16	24	62
PNG	16	19	21	56
Guam	11	7	9	27
Western Samoa	10	11	6	27
American Samoa	4	1	7	12
Tonga	1	5	3	9
New Hebrides	-	4	4	8
Cook Islands	1	2	3	6
Norfolk Island	-	1	3	4
Wallis & Futuna	-	1	2	3
Solomon Islands	-	-	5	5
TOTAL	129	129	142	400

with a...

ATHLETICS

Men

EVENT	RECORD	GOLD MEDAL	SILVER MEDAL	BRONZE MEDAL
100 Meters	J. Pothin (NC) 10.6sec Suva 1963	Samuela Yavala (FIJ) 10.86sec	Joseph Wejieme (NC) 10.86sec	Joe Leota (WS) 11.02sec
200 Meters	J. Bourne (FP) 21.6sec Tahiti 1971	Joseph Wejieme (NC) 22.12sec	Patrice Manuel (FP) 22.47sec	Inoka Bainimoli (FIJ) 22.52sec
400 Meters	S. Yavala (FIJ) 47.8sec Tahiti 1971	Paiwa Bogela (PNG) 48.73sec	Herve Lesrade (FP) 49.33sec	Taniela Racule (FIJ) 49.73sec
800 Meters	P. John (PNG) 1:54.1 Tahiti 1971	Ilimo Daku (FIJ) 1:54.12	Alain Lazare (NC) 1:55.62	Charlie Oliver (SI) 1:56.00
1500 Meters		Alain Lazare (NC) 3:54.38 <i>games record</i>	Usaia Sotutu (FIJ) 3:59.97	Ian McKenzie (PNG) 4:01.29
5000 Meters		Alain Lazare (NC) 14:47.30 <i>games record</i>	Jean-Michel Boulanger (NC) 15:26.30	Tau John Tokwepota (PNG) 15:28.30
10,000 Meters		Alain Lazare (NC) 32:00.90 <i>games record</i>	Shiri Chand (FIJ) 32:21.8	Denis Alcade (NC) 32:30.10
Marathon		Alain Lazare (NC) 2:30.57 <i>games record</i>	Batum Makon (PNG) 2:37:48	Tau John Tokwepota (PNG) 2:40.42
5000 Meters Steeplechase		Alain Lazare (NC) 9:22.3 <i>games record</i>	Usaia Sotutu (FIJ) 9:28.1	Ian McKenzie (PNG) 9:36.9
110 Meters Hurdles	P. Tuipolutu (Ton) 14.6 Tahiti 1971	Sakaraia Tuva (FIJ) 15.26	Samuela Konataci (NH) 15.28	Lucien Brilliant (FP) 15.41
400 Meters Hurdles	P. Tuipolutu (Ton) Tahiti 1971	Paiwa Bogela (PNG) 53.19	Joe Roden (FIJ) 54.18	Saimoni Jioji (FIJ) 55.12
High Jump		Paul Poaniewa (NC) 2.21 <i>games record</i>	Clement Poaniewa (NC) 2.11	Pierre Leontieff (FP) 1.94
Pole Vault	S. Drollet (FP) 4.4 Tahiti 1971	Stanley Drollet (FP) 4.20	Alipeti Latu (Ton) 3.70	Niulolo Prescott (Ton) 3.70
Long Jump	A. Moore (FIJ) 7.66 Guam 1976	Yannick Talon (NC) 7.02	Armand Welapa (NC) 7.00	Paul Pingau (SI) 6.98
Triple Jump	Y. Talon (NC) 15.42 Guam 1975	Yannick Talon (NC) 15.39	Peiwa Waea (PNG) 14.70	Nowell Mamau (SI) 14.70
Shot Put	A. Beer (NC) 18.07 Guam 1975	Jean-Claude Duhaze (FP) 17.08	Henry Smith (WS) 15.94	Manial Bone (NC) 14.50
Discus		Jean-Claude Duhaze (FP) 50.30 <i>games record</i>	Marial Bone (NC) 48.16	Henry Smith (WS) 48.14
Hammer		Jean-Claude Duhaze (FP) 53.70 <i>games record</i>	Frederic Cassier (NC) 46.38	Marial Bone (NC) 45.84
Javelin	Lolesio Tuita (WF) 73.2 Guam 1975	Jean-Paul Lakafa (NC) 64.44	Polotine Muliloto (WF) 63.46	Sosefo Tini (NC) 62.25
Decathlon		Paul Poaniewa (NC) 6584pts <i>games record</i>	Alipeti Latu (Ton) 6191pts	Lucien Brilliant (FP) 5778pts
4x100 Meters Relay	French Polynesia (41.8) Tahiti 1971	Fiji (41.86sec)	French Polynesia (42.30sec)	Western Samoa (42.83sec)
4x400 Meters Relay		Fiji (3:16.94) <i>games record</i>	PNG (3:18.36)	Solomon Islands (3:19.35)

Women

EVENT	RECORD	GOLD MEDAL	SILVER MEDAL	BRONZE MEDAL
100 Meters		Brigitte Hardel (NC) 12.01 <i>games record</i>	Miriama Chambault (NC) 12.37	Naomi Polum (PNG) 12.40
200 Meters		Brigitte Hardel (NC) 24.66 <i>games record</i>	Naomi Polum (PNG) 25.07	Miriama Chambault (NC) 25.39
400 Meters		Brigitte Hardel (NC) 57.02 <i>games record</i>	Aiona Waqasiwa (FIJ) 58.51	Liku Galala (FIJ) 59.37
800 Meters	M. Liku (FIJ) 2:20.85 Guam 1975	Make Liku (FIJ) 2:22.15	Janice Jiroru (PNG) 2:22.74	Gisung Ngaiu (PNG) 2:22.85
1500 Meters		Christelle Barthelemy (NC) 4:49.04 <i>games record</i>	Rusila Radinibega (FIJ) 4:51.39	Janice Jiroru (PNG) 4:53.54
5000 Meters		Betty Boppart (Guam) 10:27.8 <i>games record</i>	Christele Barthelemy (NC) 10:48.1	Akakoromaki Matepi (CI) 11:06.00
100 Meters Hurdles		Miriama Chambault (NC) 14.8 <i>games record</i>	Brigitte Hardel (NC) 14.91	Leilaou Essau (NH) 15.68
High Jump	D. Guyonnet (FP) 1.78 Guam 1975	Daniele Guyonnet (FP) 1.75	Loain Pierrez (NH) 1.58	Denise Kacirek (NC) 1.58
Long Jump		Miriama Chambault (NC) 5.7 <i>games record</i>	Brigitte Harde! (NC) 5.60	Laurence Napoleon (NC) 5.29
Shot Put		Marie-Christine Sealeu (NC) 13.08 <i>games records</i>	Nagati Teahiu (FP) 12.03	Daniele Guyonnet (FP) 11.90
Discus		Marie-Christine Sealeu (NC) 45.78 <i>games records</i>	Sandra Bordes (PNG) 39.46	Vinaina Drauniniu (FIJ) 38.92
Pentathlon		Daniele Guyonnet (FP) 3625pts <i>games records</i>	Miriama Chambault (NC) 3323pts	Jeanne Liliord (NH) 3022pts
Javelin		Mereoni Vibosa (FIJ) 46.94 <i>games records</i>	Georgette Paouro (NC) 45.48	Moniha Fiafaloto (WF) 43.96
4x100 Meters Relay		New Caledonia (48.19) <i>games records</i>	Fiji (49.35)	New Hebrides (49.43)
4x400 Meters Relay		Fiji (3:57.97) <i>games records</i>	New Caledonia (4:01.67)	Papua New Guinea (4:03.01)

SWIMMING

Men

EVENT	GOLD MEDAL	SILVER MEDAL	BRONZE MEDAL
100 Meters Backstroke	Henri Noble (FP) 1:02.62	David Zimmerman (Guam) 1:06.25	Gordon Petersen (FIJ) 1:08.16
100 Meters Butterfly	Henri Noble (FP) 1:03.20	Daniel Berdichewsky (FP) 1:03.97	Eri Anderson (Guam) 1:04.58
100 Meters Breaststroke	Ronald Bonnet (FP) 1:12.53	Jean-Christophe Mouren (NC) 1:15.34	Geoff Burke (Guam) 1:16.00
100 Meters Freestyle	Hollis Kimbrough (Guam) 56.88	Henri Noble (FP) 57.07	Gil Verlaquet (NC) 58.47
200 Meters Freestyle	Hollis Kimbrough (Guam) 2:01.43	Henri Noble (FP) 2:01.45	Gil Verlaquet (NC) 2:04.19
200 Meters Breaststroke	Ronald Bonnet (FP) 2:41.83	Jean-Christophe Mouren (NC) 2:45.69	David Murphy (PNG) 2:45.79
200 Meters Individual Medley	Henri Noble (FP) 2:19.98	David Zimmerman (Guam) 2:24.82	Jean-Christophe Mouren (NC) 2:25.74
400 Meters Freestyle	Hollis Kimbrough (Guam) 4:20.25	Gil Verlaquet (NC) 4:20.50	Henri Noble (FP) 4:22.70
1500 Meters Freestyle	Gil Verlaquet (NC) 17:06.91	Hollis Kimbrough (Guam) 17:45.39	Henri Noble (FP) 17:56.62
4x100 Meters Freestyle Relay	French Polynesia (3:53.88)	Guam (3:56.20)	New Caledonia (3:58.71)
4x100 Meters Medley Relay	French Polynesia (4:17.35)	Guam (4:25.88)	Fiji (4:42.08)

Women

EVENT	GOLD MEDAL	SILVER MEDAL	BRONZE MEDAL
100 Meters Backstroke	Carolyn Dalby (PNG) 1:11.10	Trudy Chang (PNG) 1:14.33	Dawn Edwards (PNG) 1:14.34
100 Meters Butterfly	Trudy Chang (PNG) 1:11.16	Carolyn Dalby (PNG) 1:11.88	Elizabeth Ysrael (Guam) 1:12.71
100 Meters Breaststroke	Justine Macaskill (FIJ) 1:22.75	Mini Eria (FP) 1:24.08	Patricia Legras (NC) 1:24.19
100 Meters Freestyle	Lydia Lambert (Guam) 1:04.27	Patricia Legras (NC) 1:04.46	Heather Hagadron (Guam) 1:05.39
200 Meters Freestyle	Patricia Legras (NC) 2:16.19	Yolaine Saminadin (NC) 2:18.12	Elizabeth Zenone (FP) 2:20.40
200 Meters Breaststroke	Justine Macaskill (FIJ) 2:58.91	Patricia Legras (NC) 2:59.72	Cathy Ysrael (Guam) 3:00.16
200 Meters Individual Medley	Trudy Chang (PNG) 2:36.78	Patricia Legras (NC) 2:39.66	Vaoa Verave (PNG) 2:40.09
400 Meters Freestyle	Patricia Legras (NC) 4:41.23	Yolaine Saminadin (NC) 4:41.74	Cathy Zenone (FP) 4:52.04
4x100 Meters Freestyle Relay	Guam (4:20.60)	Papua New Guinea (4:23.98)	French Polynesia (4:26.49)
800 Meters Freestyle Relay	Patricia Legras (NC) 9:38.58	Yolaine Saminadin (NC) 9:47.77	Cathy Zenone (FP) 10:04.41
4x100 Meters Medley Relay	New Caledonia (5:16.90)	Papua New Guinea (5:02.65)	Guam (5:03.12)
4x200 Meters Freestyle Relay	Guam (9:29.36)	French Polynesia (9:31.98)	New Caledonia (9:32.76)

BOXING

EVENT	GOLD MEDAL	SILVER MEDAL	BRONZE MEDAL
Light-flyweight	Zopha Yarawi (PNG) <i>on points</i>	Feomaia Liu (WS)	Roger Tongnira (FP)
Flyweight	Jean Wayuo (NC) <i>on points</i>	Moleli Neli (WS)	Asesela Wanaisi (FIJ) Bernard Ipauti (PNG)
Bantamweight	Hubert Apeang (FP) <i>on points</i>	Romeo Ape (WS)	Pita Cama (FIJ) Jean-Claude Outyout (NC)
Featherweight	Douglas Westbrook (WS) <i>on points</i>	Anthony Naidu (FIJ)	Moses Riian (PNG) Edmond Smith (NC)
Lightweight	Pelema Aukuso (WS) <i>on points</i>	Exley Rawor (NH)	James Hasop (PNG) Sowane Raicebe (FIJ)
Light-welterweight	Josefa Nitiva (FIJ) <i>on points</i>	Tuasiui Polo (WS)	Tili Christian (PNG) Eric Apeang (FP)
Welterweight	Taualai Folasi (WS) <i>on points</i>	Taniela Fifita (Ton)	Sefo Laupapa (AS) Sitiveni Kirisimasi (FIJ)
Light-middleweight	Samu Uipo (WS)	Velese Paupau (AS)	Lorima Niunataiwalu (FIJ) Michel Manafenuaroa (FP)
Middleweight	Michael Rau (PNG) <i>on points</i>	Ngaiohni Ape (NC)	Charles Maitere (FP) Livai Vakaloloma (FIJ)
Light-heavyweight	Kamisese Vaubula (FIJ) <i>on points</i>	Fini Sani (Ton)	Kevin Henderson (NH) Lemi Mareko (AS)
Heavyweight	Tomasi Watemua Rehe (NC) <i>on points</i>	Taumaoto Loi (WS)	Nena Maco (FP) Alphonse Wakore (PNG)

WEIGHTLIFTING

EVENT	PARTICIPANT	SNATCH	CLEAN AND JERK	COMBINATION	MEDAL
52 KG	A. Massin (FP)	70 kg	87.5 kg	157.5 kg	Gold
	Niautous (NC)	65 kg	90 kg	155 kg	Silver
55 KG	B. Leungwai (WS)	82.5 kg	110 kg	192.5 kg	Gold
	S. Gutuhau (NC)	75 kg	100 kg	175 kg	Silver
60 KG	A. Leungwai (WS)	87.5 kg	107.5 kg	195 kg	Gold
	Regly Tokana (PNG)	82.5 kg	107.5 kg	190 kg	Silver
67.5 KG	A. Faletutulu (WS)	95 kg	135 kg	230 kg	Gold
	S. Limu (NC)	100 kg	130 kg	230 kg	Silver
	M. Eneli (WS)	90 kg	120 kg	210 kg	Bronze
75 KG	T. Kimala (PNG)	105 kg	135 kg	240 kg	Gold
	V. Uria (WS)	100 kg	132.5 kg	232.5 kg	Silver
	K. Yakopo (PNG)	90 kg	125 kg	215 kg	Bronze
82.5 KG	Cheung (FP)	105 kg	150 kg	245 kg	Gold
	Kuki Alo (WS)	105 kg	137.5 kg	242.5 kg	Silver
	Lemo Sefenino (NC)	100 kg	132.5 kg	232.5 kg	Bronze
90 KG	P. Wallwork (WS)	122.5 kg	142.5 kg	265 kg	Gold
	M. Mexico (PNG)	105 kg	135 kg	240 kg	Silver
	Selefen (NC)	100 kg	125 kg	225 kg	Bronze
100 KG	Huch Emu (WS)	115 kg	155 kg	270 kg	Gold
	T. Pimatariaoa (FP)	100 kg	140 kg	240 kg	Silver
110 KG	O. Raddock (FIJ)	105 kg	155 kg	260 kg	Gold
	E. Terurai (FP)	85 kg	110 kg	195 kg	Silver
110+ KG	V. Masoe (WS)	117 kg	142.5 kg	260 kg	Gold
	Tahai (FP)	100 kg	120 kg	220 kg	Silver
	K. Sako (WF)	90 kg	105 kg	195 kg	Bronze

JUDO

EVENT	GOLD MEDAL	SILVER MEDAL	BRONZE MEDAL
Under 60 KG	S. Pouillen (NC)	P. Crouté (FP)	G. Yau (FP) C. Pascua (NC)
Under 65 KG	A. Vandange (NC)	F. Aichieri (NC)	W. Lucas (FP) P. Lucas (FP)
Under 71 KG	D. Reiatua (FP)	M. Oper (NC)	P. Lecomte (NC) J. Ravatudai (FIJ)
Under 78 KG	R. Chantreux (NC)	E. Armien (NC)	J. Kircher (FP) B. Lopin (FP)
Under 88 KG	Viliame Takayawa (FIJ)	P. Briand (NC)	M. John (FP) J. Wainiqolo (FIJ)
Under 96 KG	J. Audiffren (NC)	L. Jacquot (NC)	A. Norel (FP)
Over 96 KG	R. Blas (Guam)	D. Briand (NC)	P. Briand (NC) O. Vaurasi (FIJ)
Open	R. Blas (Guam)	J. Audiffren (NC)	J. Siguenza (Guam) V. Takawaya (FIJ)
Team	New Caledonia	Guam	French Polynesia

SQUASH

EVENT	GOLD MEDAL	SILVER MEDAL	BRONZE MEDAL
Team	Papua New Guinea	Fiji	New Caledonia
Individual	P. Gertzel (PNG)	H. Morton (PNG)	W. Thompson (FIJ)

HOCKEY

GOLD MEDAL	SILVER MEDAL	BRONZE MEDAL
Fiji	Papua New Guinea	Western Samoa

NETBALL

GOLD MEDAL	SILVER MEDAL	BRONZE MEDAL
Fiji	Cook Islands	Tonga

BASKETBALL

CATEGORY	GOLD MEDAL	SILVER MEDAL	BRONZE MEDAL
Men	Guam	French Polynesia	American Samoa
Women	Papua New Guinea	Fiji	French Polynesia

SOCCER

GOLD MEDAL	SILVER MEDAL	BRONZE MEDAL
French Polynesia	Fiji	Solomon Islands

RUGBY UNION

GOLD MEDAL	SILVER MEDAL	BRONZE MEDAL
Tonga	Fiji	New Caledonia

CRICKET

GOLD MEDAL	SILVER MEDAL	BRONZE MEDAL
Papua New Guinea	New Hebrides	Fiji

GOLF

Men

EVENT	GOLD MEDAL	SILVER MEDAL	BRONZE MEDAL
Team	PNG (913)	Fiji (927)	American Samoa (947)
Individual	Kundi Umba (PNG) 306	Phil Frame (PNG) 306	Frank Lefiti (AS) 310

Women

EVENT	GOLD MEDAL	SILVER MEDAL	BRONZE MEDAL
Team	American Samoa (666)	PNG (682)	Fiji (687)
Individual	Kim Young (AS) 324	Anna Dunn (FIJ) 339	Custidio Vai

YACHTING

GOLD MEDAL	SILVER MEDAL	BRONZE MEDAL
FP1 (J. and N. Salmon)	FP3 (D. Arnould & G. Sachet)	NC1 (A. Mazoyer & N. Cale)

VOLLEYBALL

CATEGORY	GOLD MEDAL	SILVER MEDAL	BRONZE MEDAL
Men	American Samoa	New Caledonia	French Polynesia
Women	French Polynesia	New Caledonia	American Samoa

LAWN BOWLS

Men

EVENT	GOLD MEDAL	SILVER MEDAL	BRONZE MEDAL
Singles	Tom Menton (PNG)	Feta Kirisome (WS)	Keith Turton (NI)
Pairs	T. Kamana & T. Henry (CI)	F. Kirisome & F. Petana (WS)	L. Hutchinson & K. Turton (NI)
Triples	P. Fong/R. Harakh/S. Patton (FIJ)	F. Daniels/E. Takaru/T. Nancie (PNG)	B. Adams/N. Lecren/D. Yager (NI)
Fours	P. Fong/R. Harakh/S. Patton/K. Perry (FIJ)	B. Adams/L. Hutchinson/N. Lecren/D. Yager (NI)	A. Barakeina/E. Takaru/A. Daniels/T. Nancie (PNG)

Women

EVENT	GOLD MEDAL	SILVER MEDAL	BRONZE MEDAL
Singles	Maraia Lum On (FIJ)	Margaret Mitchell (PNG)	Ramona Ash (Cook Islands)
Pairs	M. Lum On & W. Fong (FIJ)	P. Kennedy & M. Mitchell (PNG)	T. Pokoati & R. Ash (CI)
Triples	L. Porter/J. Hunt/L. Faraimo (WS)	M. Worri/R. Kambul/B. Glassey (PNG)	C. Singh/T. Hughes/F. O'meagher (FIJ)
Fours	P. Kennedy/M. Worri/R. Kambul/B. Glassey (PNG)	T. Pokoati/M. Hole/T. Short/L. Graham (CI)	C. Singh/T. Hughes/F. O'meagher/W. Fong (FIJ)

TABLE TENNIS

Men

EVENT	GOLD MEDAL	SILVER MEDAL	BRONZE MEDAL
Singles	Victor Lau (FP)	Roger Lao Yan (NC)	Henry Wo (NC)
Doubles	V. Lau & F. Kui (FP)	R. Yan & H. Wo (NC)	P. Uti & J. Lau (FP)
Mixed Doubles	V. Lau & L. Trafton (FP)	H. Wo & U. Wo (NC)	R. Yan & A. Rabenjoro (NC)

Women

EVENT	GOLD MEDAL	SILVER MEDAL	BRONZE MEDAL
Singles	Luana Trafton (FP)	Akisi Renner (FIJ)	Laisa Naivalulevu (FIJ)
Doubles	A. Renner & L. Naivalulevu (FIJ)	L. Trafton & C. Koleon (FP)	M. Ali & A. Turi (NC)

TENNIS

Men

EVENT	GOLD MEDAL	SILVER MEDAL	BRONZE MEDAL
Singles	P. Rauzy (FP)	G. Winter (FP)	C. Chonvant (FP)
Doubles	G. Winter & M. Ledru (FP)	F. Tuione & P. Tuitupou (Ton)	R. Johnson & P. Grindley (PNG)
Team	French Polynesia	New Caledonia	Tonga
Mixed Doubles	J. Vongy & Mottet (FP)	G. Davey & F. Williams (FIJ)	R. Cao & J. Cepeda (Guam)

Women

EVENT	GOLD MEDAL	SILVER MEDAL	BRONZE MEDAL
Singles	V. Luta (FP)	J. Vongy (FP)	V. Vanna (FP)
Doubles	V. Vanna & J. Vongy (FP)	R. Cao & P. Fickett (Guam)	A. Onno & L. Godden (PNG)
Team	French Polynesia	Western Samoa	Guam



ALL SYSTEMS 'GO' FOR THE GAMES

The participants

Nations and territories taking part in the games (team numbers in parentheses) are:

- American Samoa (104)
 - Cook Islands (139)
 - Fiji (389)
 - French Polynesia (241)
 - Guam (185)
 - Kiribati (29)
 - Nauru (44)
 - New Caledonia (278)
 - New Hebrides (130)
 - Niue (42)
 - Norfolk Island (12)
 - Papua New Guinea (287)
 - Solomon Islands (142)
 - Tokelau (3)
 - Tonga (175)
 - US Trust Territory (93)
 - Tuvalu (36)
 - Wallis and Futuna (84)
 - Western Samoa (291)
- Total, 2672 including 715 officials. 715

Sports

- Athletics
- Basketball
- Boxing
- Cricket
- Golf
- Hockey
- Judo
- Lawn bowls
- Lawn tennis
- Netball
- Rugby
- Soccer
- Squash
- Swimming
- Table tennis
- Volleyball
- Weightlifting
- Yachting

The suggestion by an organiser of the sixth South Pacific Games in Suva that he didn't think any other country in the region could handle them, probably wouldn't go over too well with some of the Pacific's more affluent countries — say Papua New Guinea or New Caledonia. But it did clearly indicate that, unless some limitations are placed on future games, they are only going to be possible to stage in places like Suva, Port Moresby and Noumea. No other centre, without massive outside financial assistance, could contemplate the prospect.

The statistics for the Suva games, beginning on August 28 and running through to September 8, are daunting enough: 19 competing nations, 18 sports, and a theoretical 2672 competitors — a figure which is likely to shrink a little as competing nations find cost factors forcing them to pare their teams.

The bill? Probably at lot more than Fiji thought it was

going to be when it agreed to host this year's games. When the organising committee first got together it set a fund-raising target of \$F100 000. Now there's talk in Suva of a bill exceeding \$3 500 000. Even more frightening is the knowledge that the SP Games lottery tickets at \$2 each, are not selling well, and that there are now doubts about the amount of revenue from spectator ticket sales. And there's little chance of pruning costs — Fiji and the games organising committee are committed to a sporting spectacular, the like of which has never been seen in the Pacific and which, in terms of competitors, will be bigger than last year's Commonwealth Games at Edmonton, Canada.

Not only bigger — but probably faster, much faster on the athletics track. At the heart of Suva's Buckhurst Park national sports complex — funded to the tune of \$3.5 million by the Fiji Government, a surprisingly generous splurge by a cabinet which normally keeps a tight hand on the national purse-strings — is an all-weather Canadian 'tartan' track. Some of New Zealand's top runners, including world record miler

John Walker, have already tried it out. Said long-distance star Rod Dixon: 'That track would be one of the best in the world.' This was music to local ears. Dixon continued: 'That's something I've never said about our two top venues in Christchurch and at Mount Smart ... The new track ... would be one of the fastest I've ever run on and certainly faster than anything in New Zealand and Australia.'

With that accolade, South Pacific records should be run ragged. Athletes will surprise even themselves, their own previous best times having, in many instances, been achieved under pretty rough circumstances.

Fifteen teams will be competing on the athletics scene, 13 at tennis and soccer, 12 in volleyball, 11 in boxing and golf, 10 in yachting, rugby and basketball, nine in table tennis, eight in weightlifting and judo, seven in netball and cricket, six in squash and swimming, five in lawn bowls and four in hockey. Fiji and Papua New Guinea will contest all 18 sports and Western Samoa all but basketball.

Marshall Islands made a late bid to put in a team but entries had closed and the games committee saw no way of accommodating them. However one team in the games line-up, which Australia probably wonders about, is Norfolk Island. Some see political overtones in its participation — including

some N basically osophy. Norfolk Australi Island / Australi berra Islander of the munity. there? Tuvalu: separate have al 'Gilbert

Frenc Caledor 'Britishr New C Polynes: on the r time.

Fiji, a ing the l be close champic who wil tain the periority have hig Papua : sheer siz the final

Apart maran s matches Lautoka coast, al will tak Park or of it.

If only to be p problem come f



Games t distance metres, sprint ar Cruz, bo

some Norfolk Islanders. But basically it's a question of philosophy. No matter how legally Norfolk Island may be tied to Australia, as the recent Norfolk Island Act passed through the Australian Parliament in Canberra emphasises, Norfolk Islanders see themselves as part of the South Pacific community. Why shouldn't they be there? Another change is Tuvalu and Kiribati entering as separate teams. In the past they have always competed as the 'Gilbert and Ellice Islands'.

French-governed New Caledonia is challenging the 'Britishness' of cricket and both New Caledonia and French Polynesia will be doing battle on the rugby field for the first time.

Fiji, as host country, is fielding the largest squad but it will be closely followed by Pacific champions New Caledonia who will be fighting to maintain their overall medals superiority. Western Samoa, who have high hopes this year, and Papua New Guinea who, by sheer size, always rank high in the final medal count.

Apart from the Hobie catamaran sailing and two soccer matches at the sugar town of Lautoka on Viti Levu's west coast, all events, in every sport, will take place at Buckhurst Park or within four kilometres of it.

If only sporting facilities had to be provided there'd be no problem. The big headaches come from accommodation

and victualling logistics. 'Villages' are lined up for competitors and officials on the University of the South Pacific campus, at Corpus Christi College, about three kilometres away, and a third at the Derrick Technical Institute.

How much food is needed to cope with more than 2500 competitors and officials? The organising committee has decided that 12 tonnes of meat and fish, 15 000 kg of potatoes, cassava and taro, 11 700 kg of other vegetables, 2600 kg of butter, 2800 dozen eggs, 25 400 litres of soup, 31 000 litres of tea and coffee and 3800 kg of sugar, should be enough.

One of the big hitches is that the games have coincided with a peak in the Fiji tourist trade making it extremely difficult to find accommodation in Suva for the hundreds of supporters who would have liked to be there to egg on their teams. However, anyone who does come from overseas to watch the games has been guaranteed the opportunity to buy a ticket to watch events. A season ticket, to watch everything in the stadium, has been set at \$50. There's also a \$35 ticket for slightly less than the best seats. Otherwise, it's \$1.50 a day to get into Buckhurst Park — and that means queueing.

Princess Alexandra will be opening the games, flying from London specifically for the event, and the end-of-games party will be held in the old

Sunderland flying boat hangar at the lower end of the USP campus near the bay.

When it's all over, the organising committee will start cleaning up and counting the cost. The financial picture has already been painted. The request could well provide the message that future games will not allow participating countries to bring along as many competitors as they can afford. They might be told by future hosts that there will be a limit on the number they can send.

This projection might be somewhat gloomy. But don't let it cast a shadow over this month's sixth South Pacific Games. Last month, with organisation activities in full swing, committee members were confidently saying that preparations were 'one month ahead of schedule'. Said Commander Stan Brown, chairman of the committee: 'It's all systems go.'

RECORDS TUMBLE IN SUVA

Some indication of improved performances anticipated at the Suva Games came in the June 'quadrangular' athletics meeting at Buckhurst Park when athletes from Fiji, New Hebrides, New Caledonia and Solomon Islands competed.

Three national and two all-comer Fiji records were

smashed. Alena Waqasiwa set a national record of 59 seconds in the women's 400 metres event; Rusila Radinibeqa broke two national records with 11 minutes 10.7 seconds in the 3000 metres and five minutes 11 seconds in the 1500 metres; Alain Lazare of New Caledonia broke the 5000 metres all-comers record with a time of 14 minutes 55 seconds (an improvement of 4.8 seconds); and Frederick Cassier, also of New Caledonia, set an all-comers record with a hammer throw of 47.3 metres.

Meanwhile in Goroka, Papua New Guinea, Port Moresby's Titi Christian emerged as a top games hope with a convincing performance against Moses Aloysius of North Solomons in the national boxing championships. This light welterweight took only one round to flatten Aloysius.

Papua New Guinea has Mark Mandibi and Tony Aiam as medals hopefuls in the men's 100 and 200 metre events.

From Papeete comes the news that French Polynesia's big hopes are Jeanclaude Duhaze in shotput, discus and hammer, Dany Guyonnet in high and long jump, shotput and pentathlon, and Sandra Bordes in discus. French Polynesia also expects good team performances in table tennis and football.

Noumea reports suggest that the territory's young athletes are determined not to be overshadowed by their former champions. They plan to be well among the medals in athletics, volleyball, judo, tennis, table tennis and football. There's no forecast on how New Caledonia's cricketers (males) will go. It's a game in New Caledonia which, hitherto, has been confined to the girls.



Games hopes, from left: Solomon Islands' Matthew Hovaisuta, long distance, and Jim Marau, sprint; Fiji's Usaia Sotulu, 800 to 3000 metres, and Samu Yavala, sprint; New Caledonia's Brigitte Hardel, sprint and long jump, and Alain Lazare, long distance; Guam's Peter Cruz, boxing; and PNG's Nettle Ellsha


1977-1978 Live the SIGNATURE

PACIFIC ISLANDS

PIM

OCTOBER 1979

American Samoa.....	US\$1.25
Australia.....	A\$1.00*
Fiji.....	F\$1.00
Hawaii.....	US\$1.50
Nauru.....	A\$1.50
New Caledonia.....	CFP140
New Hebrides.....	ASP1.00
NZ, Cook Is. & Niue.....	NZ\$1.00
Norfolk Is.	A\$1.00
Samoa.....	K1.00
Tonga.....	T\$1.00
Tuvalu.....	T\$1.00
Vanuatu.....	V\$1.00



SOUTH PACIFIC GAMES HOW THEY FARED



Fiji's Samuela Yavala, flying in 1971 shoes, does the unforgivable... and gets away with it in the 100 metres. Photo: Anne Livingston

LAST OF THE SUPER GAMES

Two-and-a-half-thousand players and officials in Suva for the Sixth South Pacific Games were too many by far — even though Stan Brown and his army of organisers coped magnificently with this five loaves and two small fishes predicament, writes Bob Hawkins. The lesson has been learned — but perhaps not well enough in time for the 1983 seventh games in Western Samoa. With a competitor/official target of 1500 in mind, it seems a total of this magnitude could loom larger to tiny Apia than did 2500 to Suva. But first, back to this year's sporting extravaganza.

Naturally, in 12 days of games, from the August 28 opening to September 8 closing ceremonies, there were whinges and groans, moments of bitterness and defiance, and the odd flash of pure chauvinism. But, most important, when the lonely late reveler had sung his last hurrah, not a word of serious justified dissent was to be heard. Even the French Polynesians — whose uniforms were clearly labelled Tahiti — had stopped complaining about the food and accommodation.

Perhaps the supreme accolade came from a *Parisien* who followed the games with a zealously critical eye. What did



Paul Poaniewa, New Caledonia's decathlon champion watches the bar go with him, but later he bounced back to clear 2.20 metres, a height which athletics statistics wizard Tony Isaacs thought might be the 'best ever in a decathlon event'. Sounds a tough one to check but Isaacs said he would work on it when he got home to England. Photo: Anne Livingston

he think after it was all over? 'Zee Games? Not bad, eh?' he conceded. That, in the context of an ex-British colony's efforts under French scrutiny, was not faint praise.

We mustn't overdo the congratulations. There was the odd negative in overall performance — to which organisers would freely admit. Perhaps most obvious was the impetus (or lack of it) of track and field events in the magnificently upgraded National Stadium at Buckhurst Park. Without going into the hows of it, serious thought should be given over the next four years about concertinaing stadium events to keep spectators involved. It might even mean integrating rugby and soccer with track events. The benefits would be twofold — happier, occupied spectators; possibly a shorter, more dynamic, cheaper games.

The desirability of a tighter schedule came up time and again with competitors and officials. Obviously it needs a great deal of thought. And there are major problems to consider — like how often a boxer can front up to have his brain jolted around in a time span shorter than the Suva games' duration. Stan Brown, who also is retiring president of the Fiji Amateur Boxing Association, has a few ideas on

SOUTH PACIFIC GAMES

that one (see Boxing, page 17).

Accommodation standards was another area in which it would have been pleasing to have seen an improvement. But, honestly, what could have been done? Find 2500 spare beds? They didn't exist in Fiji before the games. They don't exist now. And they would have cost a mint to make.

The only egalitarian option facing the organising committee was to provide a floor space for one and all. After all, this was the Pacific — a place where money does not flow exactly freely — not Montreal, where the long-term comfort of private householders was a prime consideration in the building of the Olympic Village in 1976.

Food? Two-thousand-five-hundred food boxes, three times a day, for a minimum of 12 days, adds up to a mountain of victuals and a fortune in cost. Each meal was prepared on scientific advice to meet the extra needs of the human body called upon to perform way above normal requirements. When complaints began to roll in about the diet, the fruit content was increased. Compared to some Island diets, those boxes must have resembled a feast. But one would still sympathise with the Tahitian who put it this way:

'We don't mind sleeping on the floor. It's our way, like many Islanders. But food? We eat more when we aren't in training than we are getting here — and here we are expected to give our everything.' But, not to worry about the French Polynesians. Word has it that almost every available hire car in Suva was snapped up by these affluent colony dwellers. And when the official diet proved unacceptable they all delved into their franc-laden pockets and arranged a pick-up and delivery service with a Suva Chinese restaurant — relying mainly on snap-cooked vegetables to provide them with the sustenance they felt they were lacking.

Perhaps the most niggling games issue — but one which aggravated only a few teams and individuals — was the question of eligibility. It was perhaps a measure of the



bloody-minded officiousness which tends to characterise sports officials (especially of amateur bodies) worldwide, that an Islander could actually be prevented from competing in his own games.

Outstanding Tongan athlete Sentisi Latu, who had spent most of the previous year living in Melbourne, Australia, was barred on residential grounds from performing by the sheer cussedness of 16 of the 30 who voted at a Suva meeting of the games council. They fell back on rule 19 of the council's charter which, over the years, as a consequence of amendments, has become pure gobbledygook. I have read it. I have not understood it. I don't think it can be understood because I don't think it actually means anything intelligible. Before 1983 it must be wiped from the charter entirely and replaced by a ruling which:

- allows Island-born people, if they still hold any kind of Island nation or territory citizenship even if they are not resident in the Pacific, to compete in the games if selected for their national team; and
- allows expatriate residents of

the Islands (that is people not born in the Islands) to compete as long as they satisfy a stated residential time requirement.

It should be as simple as that. And, for that matter, the Miriama Chambaults of the Pacific should be allowed to compete for the team of their nationality, if they wish, not the team of the nation in which, by force of circumstances, they find themselves living.

There really isn't much more to complain about. But from a journalist's viewpoint, most frustrating was the problem with competitors' names. I would have been able to tell you much more about what went on at the games if I had been able to spend less time identifying not just correct spelling of names, but which was a given name and which was a surname. Once again there was a lack of consistency. This matter needs serious consideration in organising committee deliberations before 1983. Athletics and swimming results returns to the media centre were not bad at all. But from most other sports there was a general disregard of the fact that in many Island

French Polynesian players... unimpressed by accommodation at a primary school Suva's Samabula suburb. Fiji Times

nations, in terms of identification, the given name is more important than the family name, particularly in Melanesia. An initial given name is not enough.

Robin Yarrow and an English athletics star, Tony Isaacs, I am sure, would agree. Not only is it important to know, accurately, who they are.

As for costs, before the games were under way a frightening figure of \$150,000 was being bandied about for outstanding games. Things looked grim with a few spectator numbers, including those at the opening ceremony, disappointing. But then events moved to a climax and crowds began to roll in. On the day after the games of Stan Brown was able to say that while there would be no 'profit' it looked as if a 'break-even' point had been reached.

It's not cheap running of any magnitude. West Samoa's organisers would well to bear this in mind and utilise every day of the years or so which they have before their big day.

ATHLETICS

Fiji's magnificent National Stadium, developed from the modest arena which the South Pacific Games' first athletics events were staged in 1963, was given the respect it deserved. Good records fell all over the place but it would have been

WHERE THE MEDALS WENT

	G	S	B	Total
New Caledonia	33	43	26	102
French Polynesia	31	19	29	79
Fiji	22	16	24	62
Papua New Guinea	16	19	21	56
Guam	11	7	9	27
Western Samoa	10	11	6	27
American Samoa	4	1	7	12
Cook Islands	1	2	3	6
Tonga	1	5	3	9
New Hebrides	—	4	4	8
Norfolk Island	—	1	3	4
Wallis and Futuna	—	1	2	3
Solomon Islands	—	—	5	5
				400

Kiribati, Nauru, Niue, Tokelau and Tuvalu did not gain a medal.



Five-gold-Alain Lazare - from 1500 metres to marathon - congratulates New Caledonia team mate Christele Barthelemy after her shock but brilliantly-deserved 1500 metre victory over Fiji favourite Rucila Radinibega. Photo Ann Livingston

satisfying if there had been a greater spread of gold. However, the French domination of track and field, in the long run, can do nothing but good for Island competition. Even in this games, the challenge from the super-fit, luxuriously-trained athletes of the French territories spurred competitors from elsewhere to give their everything to prove that, like black, poor but independent is beautiful.

When time for reminiscing comes along, which will be the names that will come to mind among those who gave their all at the 25 000 capacity stadium in September 1979?

- You really couldn't go past Alain Lazare - not just the Marathon Man who romped home in record time, seven minutes ahead of his nearest



They called her the 'flying housegirl'... New Caledonia's multi-medallist, Brigitte Hardel. Photo: Anne Livingston

rival, but the man from New Caledonia who cleaned up four other gold medals from 1500 to 10 000 metres including the 3000 metres steeplechase and a silver in the 800 metres. A remarkable performance in any class.

- Or his team mate Brigitte Hardel who seemed to be in everything - golds for the 100, 200 and 400 metres and silvers in the 100 metre hurdles, long jump and the 4 x 400 metres relay.

- And then there was Jean-Claude Duhaze of French Polynesia who triple-golded with the shot put, discus and hammer.

- And New Caledonia's Yannick Talon for his long and triple jump firsts; and Paul Poaniewa who jumped high enough for the gold and did everything right for the pentathlon number one placing; and Miriama Chambault, the Fijian who hated winning her two golds - 100 metres and long jump - for the territory in which she now lives. New Caledonia; and Marie-Christine Sealeu of New Caledonia



Guam's Betty Boppart met enough red tape to make her gnash her teeth... particularly when officials wouldn't let her compete in the men's marathon event. But they did relent to the extent of letting her start, in the dark, 80 minutes before the men on the last day of the games. And 26 miles 380 yards (for some reason the marathon remains imperial) and two hours 58 minutes 43 seconds later, fresh as a daisy, Betty had comfortably got inside the qualifying time for next year's big Boston marathon event in the United States. Photo: Anne Livingston

shot put and discus; and the indomitable, irrepressible Danielle Guyonnet of French Polynesia who romped home in the decathlon and soared up and away from everyone in the high jump.

These are just a few of the names we will remember from track and field 1979. Then there's Guam's Betty Boppart who set a games record in the 3000 metres but got the headlines for her pre-Sam run over the marathon course which she completed inside the time to qualify for the Boston marathon in the US next April. They wouldn't let her run against the men. Veteran 1971 400-metres winner Samuela Yavala of Fiji donned his Papeete golden running shoes and raced to the 100 metres gold this time. If



Papua New Guinea's Paiwa Bogela home free in the 400 metres hurdles... then he sprinted for a second gold over the same distance without the jumps. Photo: Anne Livingston



Tonga's Sanitesi Latu... ruled out by a law which many say argues against itself if, in fact, it makes any sense at all. Rule 19 on eligibility needs wiping completely and replacing with something simpler, specific and sympathetic. For Sanitesi and spectators, officialdom's decision was a disaster. Photo: Anne Livingston

he'd spent less time looking over his shoulder at New Caledonia's Joseph Wejieme he probably would have won in faster time than his 10.86 seconds.

Papua New Guinea's Paiwa Bogela nearly didn't make the games team — and then became the only athlete from the South Pacific's biggest nation to strike gold (twice) in track or field, taking out the 400 metres and hurdles over the same distance.

From a team viewpoint, athletics statistics make depressing reading for non-French competitors. Of the 22 men's individual and team events, 15 golds went to French-territories competitors, 10 to New

Caledonia alone, the balance to French Polynesia. In the 15 women's events, nine golds went to New Caledonia and two to French Polynesia. Of all others only Fiji (3) and Guam enjoyed gold success in the women's events.

It doesn't matter which way you look at it, there seems to be little chance that French domination of track and field will continue for some years to come, even if multiple medalists like Lazare, Hardel and Duhaze call it a day.

Where does the difference lie? Probably not in dedication to training in the immediate run-up to the games. More likely a wide combination of factors: diet (how those French Polynesians complained about the scientifically-selected food boxes handed out to all competitors); much longer preparation; quality training facilities; coaching techniques; and the almost fanatic Paris desire to convince Pacific neighbours that French is best.

Games successes can be bragged about just like the French territories' living standards statistics which we hear so much about. More power to France. France's stars can do nothing but good for sport in the Pacific. As pacemakers to improved performance, French colony performers are maintaining an impetus in Pacific athletics which could so easily be lost without them.

SQUASH

It might have been a tighter competition if two of Fiji's top squash stars had been eligible to compete but residential qualifications prevented them. The result? A procession by PNG players to both team and individual golds with Phil Gertzel coming out on top of the pile. PNG's Peter Ealding, early favourite for the individual gold, was never at his best and ended up present-

Danielle Guyonnet of Tahiti didn't let this pentathlon slip worry her. She went on to repeat her 1975 gold medal performance. Photo: Anne Livingston

GAMES GUIDE

An invaluable little book was available in Suva during the August-September South Pacific Games. It was produced by Robin Yarrow of Fiji in association with UK athletics facts and figures man Tony Isaacs as a 'complete record of South Pacific Games 1963-1975'. It was a job very well done.

With advertising helping to pay for it, Messrs Yarrow and Isaacs were hoping that, at \$F1.50 a copy, it would sell briskly, proceeds going to the games fund. Unhappily, games followers seemed more interested in the present than the past and by the final two days of the games only about 1500 had been sold. It went on 'special' for the last day but many copies remain unsold.

ing only token opposition in the bronze play-off to Fiji's Winston Thomson.

Squash is not a cheap game and facilities Pacific-wide — apart from PNG where strong Australian influence has helped establish the game as a major sport for all races in several centres — do not suggest much of a change in the present state of play. This was the first time squash has been a games sport. Players from PNG, Fiji, New Caledonia, French Polynesia, Guam, Norfolk Island and Western Samoa took part.

WEIGHTLIFTING

Western Samoa continued their domination taking six of 10 golds, with one each going to French Polynesia, PNG, New Caledonia and Fiji. Performances in the lighter weights showed some improve-

The action and agony of Fiji's Miriamia Chambault, performing on behalf of New Caledonia, her new home since the 1975 games. The damage was permanent. Miriamia went on to add the 100 metres, in record time, to her record-breaking long jump. Photos: Anne Livingston



It's a book well worth having not just for the statistically-minded but for anyone with a genuine interest in, and the wellbeing of, Island sports.

It's neatly presented, very easy to refer to, and literally stuffed with much more than just games historical data.

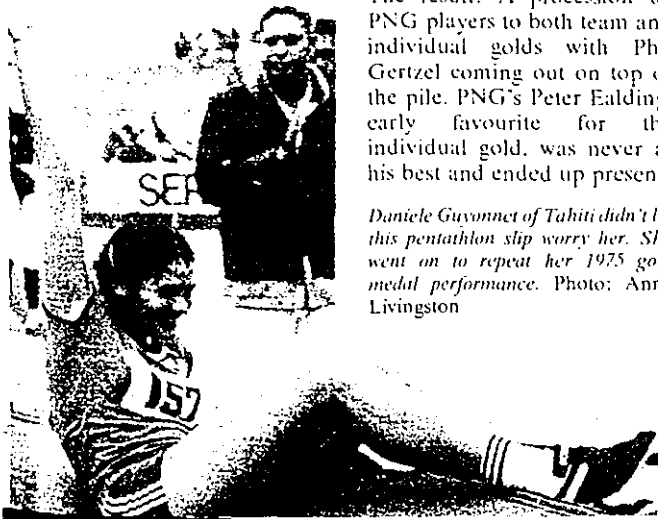
Sport is lucky to have a couple of enthusiasts like Yarrow and Isaacs around. It would be a shame if these two — who put in so many hours and coped so manfully with the 19 000 km which separated them during compilation — lost heart.

Among other outlets the handbook is available from Desai, Suva, and, soon, it will be obtainable from PIM's Sydney bookshop.

ment on the 1975 Guam figures but in the heavier divisions lifts were down.

JUDO

Only in the under 86 kg, over 95 kg and Open events was the French grip on Judo golds broken. Between them, New Caledonia and French Polynesia took out six of the nine events (eight individual and one team), the Polynesian



playing second fiddle to New Caledonia which landed five gold, seven silver and three bronze.

French Polynesia's tally was one gold, one silver and eight bronze. Guam's Ricardo Blas in the over 95 kg and Open and Fiji's Viliame Takayawa in the under 86 kg events broke the monotony.



Water babies Justine Macaskill of Fiji and Trudy Chang of Papua New Guinea... two golds apiece. Photo: Fitz Times

SWIMMING

Better than ever before was the verdict of technical head John Gledding. What else could he say? In every event the games record was broken. More important, said Gledding, was that when news got out about what was going on down at Suva's Olympic pool, swimming became a spectator sport too.

Men's team honours went French Polynesia's way with seven out of 11 golds. Henri Noble, three individual golds, got the nod as the best men's performer, but Guam's Hollis Kimbrough, also three golds, can look back with immense pleasure on the day he slashed eight whole seconds off the 400 metres freestyle record.

In the women's (?) events it was a much different story. Without a superb all-round performance by New Caledonia's Patricia Legras (three firsts) the French wouldn't have had a look-in on the individual gold market. But the question mark is provoked by water-babies Judy Macaskill of Fiji and Trudy Chang of PNG. Both 12, they took out two golds a piece. With Henri Noble, an 'old man' of 18, the swimming might as well be re-labelled 'boys' and 'girls' with the 'men' and 'women' competing at their peril.

VOLLEYBALL

With a blend of strict discipline, power play and individual brilliance, American Samoa methodically wrested control of men's volleyball, a sport which has been dominated in every games since 1963 by French teams. In 1963 and 1966 French Polynesia were volleyball kings; in 1969, 1971 and 1975 honours went to New Caledonia.

Only in their first game, coincidentally against the team they were to thrash in the final, New Caledonia, did the Samoans drop a set. After that it was 3-0 right through to the gold medal. But the fighting spirit — which, as usual, marked French territories' performances in all sports — was there to the end in the men's final. Trailing 15-6, 15-4, New Caledonia fought every inch of the way to a 15-11 third set defeat. French Polynesia had little trouble disposing of Guam 3-0 for the bronze.

In women's volleyball, French Polynesia returned to the throne, having been edged out in the 1975 games by New Caledonia after taking the gold in 1966, 1969 and 1971. (Women's volleyball was not played in the 1963 games.) New Caledonia were victims — 3-1.

In an unbeaten run, French Polynesia's women dropped only two sets.

American Samoa met much sterner opposition from Fiji in the play-off for the bronze before getting up 3-2.

Visiting volleyball official from New Zealand, Joseph Ang, described the men's standard as 'quite pleasing' and, in comparison with the women's showings, of a higher standard. He felt that the pool system — often criticised for forcing a likely silver winner into a bronze situation — had not worked against the teams on this occasion in either men's or women's competition. American Samoa, New Caledonia and French Polynesia stood out clearly from the rest in the men's competition, he said, while in the women's competition New Caledonia and French Polynesia were clearly the tops

with American Samoa some distance back in third place.

Ang paid special tribute, in the women's competition, to Guam's 'small girls who played so well' and Tuvalu's girls for their courage in facing up to teams of much higher standards. He gave full marks for organisation.

HOCKEY

When Fiji romped home 4-1 against Papua New Guinea in the play-off for semi-final places it seemed the final would be a formality. The only question unanswered was who would miss out on a medal in this four-cornered contest — Western Samoa or Solomon Islands — such was the chasm between the standards of the top and bottom two.

As it turned out, Western Samoa proved too good against Solomons for the bronze and Fiji horrified their supporters before scrambling to a 2-1 golden victory over PNG after trailing 1-0 at half time.

It's up to hockey to establish itself Pacific-wide or miss out on future Island and South Pacific Games. Pacific hockey associations would be better to look to staging their own periodic competitions. It seems they intend to.

NETBALL

Netball is to women's basketball what rugby union is to rugby league. Statements like that are likely to invite a punch in the face but it is a fact that league and women's basketball have benefited enormously over the years by recruiting from union and netball respectively. In the Islands, union is barely affected by league — apart from those players who have been enticed away by Britain and Australia — but netball will always see a drain to women's basketball. But the stars keep coming and Fiji, after behind-the-scenes drama, looked to schoolgirl Lusiana Delana for the big effort in overcoming Cook Islands in the match which decided the gold.

The decider was much more clear-cut than the thriller between the two teams almost a week earlier which led to a Cooks protest. At full time in that match Fiji were leading

41-39 but Cooks claimed that the end had come 90 seconds early — and won their point with competition officials. They needn't have bothered. The re-match saw Fiji rub in their superiority with a comfortable 45-35 margin to take the gold. Papua New Guinea took the bronze.

A visiting umpire said she had seen some 'very good netball but it doesn't last'. Fiji and Cooks were clearly the best teams followed some way behind by PNG — but there were 'no others'.

This was the first competition since 1966 in Noumea when Cooks topped the competition. In 1969 in Port Moresby PNG fielded a side and, there being no competition, was awarded the gold.



This time the good little 'uns beat the good big 'uns... Fiji's Mea Waqairawai tries to put the lid on PNG star Martha Tahija but it was PNG who struck gold. Photo: Fiji Times

BASKETBALL

Pacific Island basketball is grouped along with New Zealand and Australia in the Oceania zone for Olympic competition but, according to visiting technical officials, it will be some years before any Island national team can expect to give either Australasian side a run for its money in the competition for an Olympic place. But Australasia is doing its bit to push standards across the Pacific. As well as getting coaches into the region it is also working on ways to get foreign teams — particularly from the United States — which undertake tours in Australia and New Zealand to drop in for games with top Island basketballers.

A technical official from

SOUTH PACIFIC GAMES

New Zealand, Pat Neville, who assisted in coaching the Solomon Islands women's team, gave this assessment of the state of basketball play in the Pacific: a top-rank of five teams (Guam, Tahiti, American Samoa, PNG and, with reservations, Fiji), with New Caledonia having 'dropped back a bit' in relation to the top teams, and then a long gap to Solomon Islands, Nauru, Northern Marianas and Western Samoa.

There could be no complaints by either men or women in the final distribution of medals. Guam confirmed their ranking as top Island group but were kept on their toes by a talented French Polynesian combination before taking out the final 113-106 while American Samoa edged out Papua New Guinea for the bronze.

The women, as usual, played a purer if less dynamic basketball than the men. There was no doubting the rights of PNG and Fiji to battle out the final. However this proved something of a disappointment after a stirring earlier encounter between these teams which went into extra time before PNG made a winning break.

The final saw the shorter PNG players cleverly outwit the comparative Amazons of Fiji. When Tina Hazelman was conned into fouling herself off five minutes from time Fiji might as well have thrown in the towel. Piling on the pressure and penalty points, PNG were well clear at the end, 78-65.

But watch out for Fiji's girls in 1983. There's a wealth of teenage talent in the side, with Hazelman, if she can resist the urge to mix it with the opposition, and Julie Apted, the pick of the bunch. PNG's was a fine team effort with Cecilia Mondumi, Kaia Kapa and Martha Tahija the spearheads.

LAWN BOWLS

The 'British' game, played for the first time, attracted five starters — Papua New Guinea, Fiji, Western Samoa, Cook Islands and Norfolk Island — but there are hopes that Solomon Islands will become



It's bowls — not ballet. But style like this, by Laufili Faruimo of Western Samoa who played in the winning triples combination, makes a mockery of those who say bowls is for the oldies. Photo: Fiji MinFor

interested. There's even talk of a French connection in the not-too-distant future.

This year honours were well spread, all competitors taking home at least three medals, Fiji with four golds in their tally of six and PNG with two golds in a total of seven. Men's singles top honours went to PNG's Tom Menton, but general acclaim judged Fiji's Maraiia Lum On as the overall star with an impressive singles victory and a pairs gold shared with Willow Fong.

CRICKET

Tonga probably are still wondering how they came to topple mighty Papua New Guinea in a game which had an amazing 10 LBW decisions. Set only 91 to win PNG crumbled before Vakavelo Kolotau's medium pacers to a 17-run defeat.

And Tonga are still wondering how they came to be demolished in the semi-final by New Hebrides after an unbeaten run. But that's limited-over cricket. One wonders if it is necessary for cricket to be on the South Pacific Games agenda. It is a spectacle in itself and would attract much bigger crowds if staged outside of the games.

Fortunately for PNG the Tonga match was the first of the competition and it had time to rally itself to a semi-final placing against Fiji, the only serious opposition. In the semi PNG's players had to hold their breath as Fiji battled gamely to within 20 runs of the target 198.

The final, against New Hebrides, was a formality with

PNG overhauling the underdogs' total of 53 with the loss of only one wicket.

The play-off for the bronze found Fiji struggling again, this time against Tonga who had hit up a formidable 183 for the loss of six wickets. At one stage Fiji were seven down for 160 but tail-enders saved the day, the host side earning the bronze with eight wickets down.

Western Samoa, Tuvalu and New Caledonia have a long way to go before they will be able to dent the medallists' armour. Perhaps, by 1983, if cricket sneaks onto the Apia games list — which it shouldn't — New Caledonia's cricketing girls will have taught their men a googly or two.



Fiji's women took most of the honours in table tennis but not top gold... singles winner Luana Trafton of French Polynesia gives the ball a bit of stick in an early round. Photo: Fiji Times

TABLE TENNIS

French domination in the men's events continued with New Caledonia playing second fiddle to French Polynesia, everyone else being also-rans. However, Fiji's all-round depth in the women's matches enabled them to retain superiority in the teams event, an honour it has enjoyed since 1971. There was also gold for veteran Fiji campaigners Akisi Renner (a competitor since 1963) and Laisa Naivalulevu in

the women's doubles, an event they won at Guam in 1971.

Tahiti's Victor Lau won everything, systematically disposing of New Caledonia's Roger Lao Yan in the singles and teaming with Felix L. Kui in the doubles. French Polynesia's women's singles champion Luana Trafton in the men's doubles to take out the golds.

TENNIS

A double turn-up highlighted the French-dominated tennis competitions at Suva's magnificent five new all-weather courts. Victoria Park hardcourt was the scene when New Caledonia's singles gold medallist Gérard Winter went down to French Polynesia's Philippe Rauzy in a three-hour thriller in the first of the teams event, their first re-encounter was awaited with intense interest. And, for the moment, it seemed Winter would regain his crown when he romped to a 6-2 first set. But Rauzy then cleaned him up in the next two sets. Tennis still markedly a French preserve but its capital has moved from Noumea to Papeete.

Of the tennis golds only one did not go back to Papeete, the men's doubles title — predictably, went to New

YACHTING

Yachting golds in the pre-games always went to the country — PNG in French Polynesia in Guam in 1975. But this time hosts Fiji were not in the 'World class' was one exceeded sailor's description of performance of French Polynesia's crewmen in seven Hobie Cat 16 races.

Gold winners, Fiji Polynesia I (J. and N. Salfron) won four of the seven races placed second in the three. Silver winners, Fiji Polynesia III (D. Arnould and G. Sachet) won two, placed second twice, third and fifth twice. New Caledonia I (A. Mazoyer and N. Salfron) took the bronze for consistency, placing second and third three times and fifth twice. Papua New Guinea overall fourth, came on stage toward the end of the regatta winning Race 7 and placed third in Race 1, which

re-run as the final event after being abandoned earlier because no crew completed the course within the allowed elapsed time.

SOCCER

French criticism of the pool draws for soccer before the games started seemed, by the time the semi-finals were reached, to have some justification. In a first semi-final thriller French Polynesia and New Caledonia matched each other move for move. The Tahitians, rather fortunately, won 3-2 and it looked as if New Caledonia had been unjustly relegated to bronze status. The performances of Fiji and Solomon Islands in the second semi-final did nothing to change this thinking. In an exciting but scrappy game Fiji got up 2-0 in extra time. Goals count but one got the feeling Solomon Islands would have provided better final opposition for French Polynesia.

As it turned out, New Caledonia did nothing in their play-off with Solomons to suggest their superb performance against French Polynesia was anything more than a flash in the pan. Apart from a precise execution of the offside trap — which for some reason the Solomons' forwards never countered — New Caledonia forfeited all claims to any kind of medal, submitting meekly to a 3-1 pounding.

In the final which followed, before a crowd estimated at around 20 000, there was little doubt as to which team was superior, even though Fiji held the Tahitians to a draw until 10 minutes into the second half. It was a case of French discipline and method against a hopeful, physical, driving team of Fiji individuals. That 55-minute goal which set French Polynesia on the path to deserved victory was the first Fiji had conceded in the whole tournament, an indication of how much was owed to a dour, brickwall defence for the host country's place in the final.

GOLF

For a while it looked like a clean Papua New Guinea sweep of the team events but a bright start by PNG's women was not maintained and

individual gold medallist Kim Young spearheaded American Samoa's gold-winning team effort. PNG's men never looked back and were still going away from the field in the final round.

In the men's individual event it was a case of the master out-mastered when teenager Kundi Umba tied with the man he used to caddy for, Phil Frame, and then went on to beat him at the fourth hole in a play-off.

BOXING

The finals line-up had Western Samoans jumping — eight in with a golden chance. But, in the words of boxing director Hector Hatch, the 'Western Samoans fought their hearts out in the semis while the others reserved themselves'. Of those eight Western Samoans only three struck out successfully for gold.

Stan Brown, chairman of the games organising committee and retiring president of the Fiji Amateur Boxing Association, summed it up this way: 'Like all finals, the boxers performed less well in the finals ... At the end of 10 days of competition they are tired, they hurt, they're bruised. You always get inferior boxing in the finals ...'

Boxing at this games, according to Hatch, was much more rugged, a little less scientific. Observing that even in the Olympics it is the aggressive boxer who usually comes out on top, Hatch said he thought some coaches, with little time to bring their men along, had concentrated on making the most of their natural abilities as fighters.

Hatch's pick of the bunch were Western Samoa's Tanalai Folasi (welterweight) for his combination of technical skill and aggression, and Fiji's Joe Nitiva (light welterweight) who 'picked his punches beautifully and is a devastating hitter'. Nitiva needed only one punch in each of his first two fights, and then bided his time in the final against Western Samoa's Tuasiui Poto, not wasting a blow.

Hatch reckons the best boxer of the whole bunch, Anthony Naidu of Fiji, did himself out of the gold against American Samoa's Douglas Westbrook by forgetting his skills and fighting too aggressive a bout.

While a track man might thrive on daily competition, a boxer needs time to recuperate and this factor vindicates a growing feeling that the games are too long, both from financial and spectator interest viewpoints. Stan Brown believes the way around this would be for the number of boxers allowed to compete in, say, an eight-day games, to be limited, resulting in fewer bouts in the run to the final.

The final gold count in the boxing showed a fairly even distribution of medals over the 11 divisions — Western Samoa three, Fiji, PNG and New Caledonia two each and American Samoa and French Polynesia one each.

The writing was on Fiji's Josefa Nitiva — and on the wall for Tuasiui Poto of Western Samoa — in the final of the light-welterweight event. Photo: Fiji Times



Tonga's Fakahau Yalu presses home the leather to seal his country's on gold. Photo: Fiji Times

RUGBY

Fiji's players will want to forget the 1979 final. But it will be much harder for them than the 20 000-plus crowd who politeness sat through a thoroughly forgettable game. Bravely, no day, the Fiji press talked how much possession I enjoyed, particularly in the second half, and how it should have won handsomely if statistics were a guide. No one mentioned that it was a turgid, messy final, completely out of character with the brand of football the world has come to expect from Fiji and Tonga. The result was right — 6-3. Tonga (converted try again) penalty goal, both in the second half). The only redeeming feature? Tonga's dedicated, sensitive work, made easier by Fiji's ineffective penetrating tactics.

Much more interesting was New Caledonia's performance in the play-off for the bronze. Word was before the competition that New Caledonians had come only to learn the game. Suddenly they were in the second, after a thrashing of Tonga, it was a game for Western Samoa for third. In full time they found themselves 9-8 in front of a Samoan which had, three days earlier, missed out on a final place when Fiji scored a try after normal time had elapsed but the ball had been kept alive. New Caledonia's bronze should prove a great boost for the game back in Noumea.



PNG's Nettie Elisha (15) in practice

THE MEDAL WINNERS

American Samoa.....(AS)	Solomon Islands.....(S)
Cook Islands.....(C)	Tonga.....(Ton)
Fiji.....(Fij)	Wallis and Futuna.....(WF)
French Polynesia.....(FP)	Western Samoa.....(WS)
Guam.....(G)	Kiribati, Nauru, Niue, Northern
New Caledonia.....(NC)	Marianas, Tokelau and Tuvalu
New Hebrides.....(NH)	competed but did not gain
Norfolk Island.....(Nor)	medals.
Papua New Guinea.....(PNG)	GR = Games record.

ATHLETICS MEN

- 100 metres**
 1. Samuela Yavala (Fiji) 10.86 sec
 2. Joseph Wejieme (NC) 10.86
 3. Joe Leota (WS) 11.02
 Record: J. Polhin (NC) 10.6 sec Suva 1963.

- 200 metres**
 1. Joseph Wejieme (NC) 22.12 sec
 2. Patrice Manuel (FP) 22.47
 3. Inoke Bainimoli (Fij) and Joe Leota (WS) 22.52
 Record: J. Bourne (FP) 21.6 sec semi-final Tahiti 1971.

- 400 metres**
 1. Paiva Bogela (PNG) 48.73 sec
 2. Herve Lestrade (FP) 49.33
 3. Taniela Racule (Fij) 49.73
 Record: S. Yavala (Fij) 47.8 sec Tahiti 1971.

- 800 metres**
 1. Ilimo Daku (Fij) 1 min 54.12 sec
 2. Alain Lazare (NC) 1:55.62
 3. Charlie Oliver (S) 1:56.00
 Record: P. John (PNG) 1:54.1 Tahiti 1971.

- 1500 metres**
 1. Alain Lazare (NC) 3 min 54.38 sec (GR)
 2. Usaiia Solutu (Fij) 3:59.97
 3. Ian MacKenzie (PNG) 4:01.29

- 5000 metres**
 1. Alain Lazare (NC) 14 min 47.30 sec (GR)
 2. Jean-Michel Boulanger (NC) 15:26.30
 3. Tau John Tokwepota (PNG) 15:28.80

- 10 000 metres**
 1. Alain Lazare (NC) 32 min 00.90 sec (GR)
 2. Shirri Chand (Fij) 32.21.8
 3. Denis Alcade (NC) 32:30.10

- Marathon**
 1. Alain Lazare (NC) 2 hr 30 min 57 sec (GR)
 2. Batum Makon (PNG) 2:37:48
 3. Tau John Tokwepota (PNG) 2:40:42

- 3000 metres steeplechase**
 1. Alain Lazare (NC) 9 min 22.3 sec (GR)
 2. Usaiia Solutu (Fij) 9:28.1
 3. Ian MacKenzie (PNG) 9:36.9

- 110 metres hurdles**
 1. Sakaralia Tuva (Fij) 15.26 sec
 2. Samuela Konataci (NH) 15.28
 3. Lucien Brillant (FP) 15.41
 Record: P. Tuipolulu (Ton) 14.6 Tahiti 1971.

- Lestrade, Patrice Manuel) 42.30
 3. Western Samoa (William Fong, Simaun Simi, Joseph Keil, Joe Leota) 42.83
 Record: French Polynesia 41.8 Tahiti 1971.

- 4x400 metres relay**
 1. Fiji (Taniela Racule, Mosese Waqanabete, Joe Logavatu, Ilimo Daku) 3 min 16.94 sec (GR)
 2. PNG (Wavala Kali, Tony Aiam, Janos Suagotsu, Paiwa Bogela) 3:18.36
 3. Solomon Islands (Geoffrey Dimanima, Aaron Hitu, Frank Hana, John Waokahi) 3:19.35

- WOMEN 100 metres**
 1. Brigitte Hardel (NC) 12.01 sec (GR)
 2. Miriama Chambault (NC) 12.37
 3. Naomi Polum (PNG) 12.40

- 200 metres**
 1. Brigitte Hardel (NC) 24.68 (GR)
 2. Naomi Polum (PNG) 25.07
 3. Miriama Chambault (NC) 25.39

- 400 metres**
 1. Brigitte Hardel (NC) 57.02 (GR)
 2. Alena Waqasiwa (Fij) 58.51
 3. Liku Galala (Fij) 59.37

- 800 metres**
 1. Make Liku (Fij) 2min 22.15sec
 2. Janice Jiroru (PNG) 2:22.74
 3. Gisung Ngalaou (PNG) 2:22.85
 Record: M. Liku (Fij) 2:20.85 Guam 1975.

- 1500 metres**
 1. Christelle Barthelemy (NC) 4min 49.04sec (GR)
 2. Ruslia Radinibeqa (Fij) 4:51.39
 3. Janice Jiroru (PNG) 4:53.54

- 3000 metres**
 1. Betty Boppari (G) 10min 27.8sec (GR)
 2. Christele Barthelemy (NC) 10:48.1
 3. Akakromaki Matepi (C) 11:06.00

- 100 m hurdles**
 1. Miriama Chambault (NC) 14.8sec (GR)
 2. Brigitte Hardel (NC) 14.91
 3. Leitaou Essaou (NH) 15.68

- High Jump**
 1. Daniele Guyonnet (FP) 1.75 metres
 2. Loain Pierrez (NH) 1.58
 3. Denise Kacirek (NC) 1.58
 Record: D. Guyonnet (FP) 1.78 Guam 1975.

- Long Jump**
 1. Miriama Chambault (NC) 5.7 metres (GR)
 2. Brigitte Hardel (NC) 5.60
 3. Laurence Napoleon (NC) 5.29

- Shot put**
 1. Marie-Christine Sealeu (NC) 13.08 metres (GR)
 2. Nagali Teahiu (FP) 12.03
 3. Daniele Guyonnet (FP) 11.90

- Discus**
 1. Marie-Christine Sealeu (NC) 45.78 metres (GR)
 2. Sandra Bordes (PNG) 39.46
 3. Vinaina Drauniniu (Fij) 38.92

- Javelin**
 1. Mereoni Vibose (Fij) 46.94 metres (GR)
 2. Georgette Paouro (NC) 45.48
 3. Moniha Fiafiailoto (WF) 43.96

- Pentathlon**
 1. Daniele Guyonnet (FP) 3625 points (GR)
 2. Miriama Chambault (NC) 3323
 3. Jeanne Liliord (NH) 3022

- 4x100 metres relay**
 1. New Caledonia (Odile Mevin, Brigitte Hardel, Kathy Farrugia, Laurence Napoleon) 48.19 sec (GR)
 2. Fiji (Anaseini Uate, Gusuivalu Reapi, Sainiana Tukana, Emmaline Bennion) 49.35
 3. New Hebrides (Leitaou Essaou, Anna Lemas, Nesbeth Mela, Maya Leeman) 49.43

- 4x400 metres relay**
 1. Fiji (Anaseini Uate, Make Liku, Liku Galala, Alena Waqasiwa) 3 min 57.97 sec (GR — new event)
 2. New Caledonia (Brigitte Hardel, Odile Mevin, Grazielle Moutry, Karen Parage) 4:01.67
 3. PNG (Gisung Ngalaou, Linda Marere, Naomi Polum, Janice Jiroru) 4:03.01

SWIMMING

(Games records were set in all events — men and women.)

- MEN 100 metres backstroke**
 1. Henri Noble (FP) 1 min 02.62 sec
 2. David Zimmerman (G) 1:06.25
 3. Gordon Petersen (Fij) 1:08.16

- 100 metres butterfly**
 1. Henri Noble (FP) 1 min 03.20 sec
 2. Daniel Berdichewsky (FP) 1:03.97
 3. Eri Anderson (G) 1:04.58

- 100 metres breaststroke**
 1. Ronald Bonnet (FP) 1 min 12.53 sec
 2. Jean-Christophe Mouren (NC) 1:15.34
 3. Geoff Burke (G) 1:16.00

- 100 metres freestyle**
 1. Hollis Kimbrough (G) 56.88 sec
 2. Henri Noble (FP) 57.07
 3. Gil Verlaquet (NC) 58.47

- 200 metres freestyle**
 1. Hollis Kimbrough (G) 2 min 01.43 sec
 2. Henri Noble (FP) 2:01.45
 3. Gil Verlaquet (NC) 2:04.19

- 200 metres breaststroke**
 1. Ronald Bonnet (FP) 2 min 41.83 sec
 2. Jean-Christophe Mouren (NC) 2:45.69
 3. David Murphy (PNG) 2:45.79

- 200 metres individual medley**
 1. Henri Noble (FP) 2 min 19.98 sec
 2. David Zimmerman (G) 2:24.82
 3. Jean-Christophe Mouren (NC) 2:25.74

- 400 metres freestyle**
 1. Hollis Kimbrough (G) 4 min 20.25 sec
 2. Gil Verlaquet (NC) 4:20.50
 3. Henri Noble (FP) 4:22.70

3. Henri Noble (FP) 17:56.62
4x100m freestyle relay
 1. French Polynesia 3 min 53.88 sec
 2. Guam 3:56.20
 3. New Caledonia 3:58.71

- 4x100m medley relay**
 1. French Polynesia 4 min 17.35 sec
 2. Guam 4:25.88
 3. Fiji 4:42.08

- WOMEN 100 metres backstroke**
 1. Carolyn Dalby (PNG) 1 min 11.10 sec
 2. Trudy Chang (PNG) 1:14.33
 3. Dawn Edwards (PNG) 1:14.34

- 100 metres freestyle**
 1. Lydia Lambert (G) 1 min 04.27 sec
 2. Patricia Legras (NC) 1:04.46
 3. Heather Hagadron (G) 1:05.39

- 100 metres butterfly**
 1. Trudy Chang (PNG) 1 min 11.16 sec
 2. Carolyn Dalby (PNG) 1:11.88
 3. Elizabeth Ysrael (G) 1:12.71

- 100 metres breaststroke**
 1. Justine Macaskill (Fij) 1 min 22.75 sec
 2. Mini Eria (FP) 1:24.08
 3. Patricia Legras (NC) 1:24.19

- 200 metres breaststroke**
 1. Justine Macaskill (Fij) 2 min 58.91 sec
 2. Patricia Legras (NC) 2:59.72
 3. Cathy Ysrael (G) 3:00.16

- 200 metres freestyle**
 1. Patricia Legras (NC) 2 min 16.19 sec
 2. Yolaine Saminadin (NC) 2:18.12
 3. Elizabeth Zenone (FP) 2:20.40

- 200 metres individual medley**
 1. Trudy Chang (PNG) 2 min 36.78 sec
 2. Patricia Legras (NC) 2:39.66
 3. Vaoa Verave (PNG) 2:40.09

- 4x100m medley relay**
 1. New Caledonia 5 min 16.90 sec
 2. PNG 5:02.65
 3. Guam 5:03.12

- 400 metres freestyle**
 1. Patricia Legras (NC) 4 min 41.23 sec
 2. Yolaine Saminadin (NC) 4:41.74
 3. Cathy Zenone (FP) 4:52.04

- 4x100m freestyle relay**
 1. New Caledonia 5 min 02.34 sec
 2. PNG 5:02.65
 3. Guam 5:03.12

- 800 metres freestyle relay**
 1. Patricia Legras (NC) 9 min 38.58 sec
 2. Yolaine Saminadin (NC) 9:47.77
 3. Cathy Zenone (FP) 10:04.41

- 4x100m freestyle**
 1. Guam 4 min 20.60 sec
 2. PNG 4:23.98
 3. French Polynesia 4:26.49
- 4x200m freestyle relay**
 1. Guam 9 min 29.36 sec
 2. French Polynesia 9:31.98
 3. New Caledonia 9:32.76

BOXING

Light-flyweight
 1. Zopha Yarawi (PNG) pts
 2. Feomia Liu (WS)
 3. Roger Tongnira (FP)
 (Only three competitors.)

1979 P/M

100 METRES (MEN) - FIRST ROUND

HELD 30 AUGUST

SPG 1979

(first 3 from each heat qualify for Semi Final)

HEAT 1 (Wind - 0.4)

1	FENASIO CERRETE	FIJ	11.23
2	VUATHA KAPA	PNG	11.42
3	YVON ALLAIN	FP	11.53
4	JAMES IROGA	SOL	11.54
5	FALA IFA'AETOA	TON	11.67
6	SIMANU SIMI	WS	11.94
7	GEORGE'S ANDREW	NH	12.01
8	JESUS QUIRANO	MM	12.30

HEAT 2 (Wind - 2.5)

1	GEORGES DANIEL	NH	11.14
2	JOSEPH WEJEMBE	NC	11.46
3	INOLE BAINIBOLI	FIJ	11.50
4	DANIEL PLUMMER	GUA	11.93
5	SIORLI DAUFCI	WS	12.11
6	JOHN TUTAKI	MIU	12.14
7	STEVEN HERBERT	NOR	14.15

HEAT 3 (Wind - 3.3)

1	JCE UETA	WS	11.37
2	PHILIP BERGER	NC	11.50
3	ELIU LA'AU	AS	11.52
4	MARK MANDIBI	PNG	11.67
5	CARSON O'KERRILL	GUA	11.94
6	DEMOND HIFA	MIU	11.95
7	HELVILLE BIGG	NOR	12.97

HEAT 4 (Wind - 0.3)

(Run on 31 AUGUST)

1	BEROL FERRIOL	FP	11.30
2	JIM NARAU	TOL	11.32
3	PATRICK PRADEL	NC	11.47
4	FRANCOIS REYES	TUA	11.75
5	FRANCOIS ITO TUNAE	AS	11.87
6	ALAN BATAHIE	NOR	12.26
7	NANETOA PALALAGITOA	MIU	12.68

1	SAMUELA YAVALA	FIJ	11.36
2	PATRICE MANUEL	FP	11.54
3	TONY AIAM	PNG	11.73
4	BENEDICT ESIBEA	SOL	11.76
5	SIONE HAVILI	TON	12.01
6	TAROA AMISOME	AS	12.39
7	IGTIA KARAKOA	KIR	12.44
8	JEAN TRANUT	NH	12.83

100 METRES (MEN) - SEMI-FINALSHELD : 31 AUGUST

first 4 in each Heat qualify for final)

HEAT 1 (Wind Nil)

1	Georges TANIÉL	NH	10.95
2	Samuela YAVALA	FIJ	10.98
3	Jim MARAU	SOL	11.12
4	Eliu LA'AU	AS	11.32
5	Vuatha KAPA	PNG	11.33
6	Yvon ALAIN	FP	11.39
7	Patrick PRADÉL	NC	11.42

HEAT 2 (Wind Nil)

1	Joseph WEJIÉME	NC	10.88
2	Penasio CERÉCERE	FIJ	10.98
3	Patricé MANUEL	FP	11.04
4	Joe LEOTA	WS	11.10
5	Errol FERRIOL	FP	11.30
6	Inoke BAINIMOLI	FIJ	11.38
7	Philippe BERGER	NC	11.38
8	Tony AIAM	PNG	11.45



100 METRES (MEN) - FINAL

HELD : 1 Sep

(Wind Nil)

1	Samuela YAVALA	FIJ	10.86
2	Joseph WETIEME	FIJ	10.86
3	Joe LEOTA	WS	11.02
4	Jim MARAU	SOL	11.08
5	Penasio CEROCERE	FIJ	11.08
6	George TANIEL	NH	11.10
7	Patrice MANUEL	FP	11.18
8	Eliu LA'AU	AS	11.45

200 METRES (MEN) - FIRST ROUND

HELD : 1 September

(first 3 from each Heat plus 3 fastest ~~overall~~ qualify
for Second Round) ^{4th places}

<u>HEAT</u> 1 (Wind - 0.1)				
1	Joseph LEOTA	WS		22.54
2	Phillipe BERGER	NC		23.11
3	Benedict ESIBEA	SOL		23.13
4	Sione HAVILI	TON		24.75
5	Repeti TULIFAU Tulifau ROCKET	AS		25.02
<u>HEAT</u> 2 (Wind - 0.3)				
1	Tomasio CERSCERE	FIJ		22.44
2	Tony AIAM	PNG		22.96
3	Joseph KEIL	WS		23.52
4	Time ITO ITO TINA E	AS		23.72
5	Jean TRANUT	NH		23.84
<u>HEAT</u> 3 (Wind - 0.4)				
1	Samuela YAVALA	FIJ		22.44
2	Errol FERREOL	FP		23.09
3	Siumpe FIEFIA	TON		23.30
4	Andre MONTAIGNE	NH		23.53
5	Saufoli HAKEMOTU Lofili HAKEMOTU LAUBOU	NIU		24.38
<u>HEAT</u> 4 (Wind - 1.3)				
1	Inoke BAINIMOLI	FIJ		22.24
2	Frank HANA	SOL		22.57
3	Didier PELISSIER	NC		22.79
4	Yvon AULAIN	FP		22.83
5	Desmond HIPA	NIU		24.28
<u>HEAT</u> 5 (Wind Nil)				
1	Joseph WEJISME	NC		22.47
2	Mark MANDIBI	PNG		22.75
3	John TUTAKI	NIU		23.39
4	Carlson OKBRILL	GUA		23.87
5	Alain BATAILLE	NOR		24.35
<u>HEAT</u> 6 (Wind - 0.3)				
1	Jim MARAU	SOL		22.96
2	Daniel PLUMMER	GUA		23.40
3	Patrice MANUEL	FP		23.41
4	Sioeli Saufoli	WS		23.58

100 METRES (MEN) - SEMI-FINALSHOLD : 3 Sep

(first 3 from each heat qualify for final)

HEAT 1 (Wind - 1.8)

1	Inoke BAINIMOLI	FIJ	22.38
2	Joe LEOA	WS	22.54
3	Penasio CERECERE	FIJ	22.76
4	Errol FERRIOL	FP	22.78
5	Frank HANA	SOL	22.87
6	Mark MANDIBI	PNG	23.49

HEAT 2 (Wind - 3.8)

1	Joseph WUJIEME	NC	22.69
2	Patrice MANUUL	FP	22.71
3	Samuela YAVADA	FIJ	22.77
4	Jim MAPAU	SOL	22.83
5	Paiwa BOGELA	PNG	23.05
6	Tony AIAM	PNG	23.75

200METRES (MEN) - FINALHELD: 4 SEP

1	Joseph WEJIEME	NC	22.12
2	Patrice MANUEL	FP	22.47
3	{ Incke BATHIKOLI	FIJ	22.52
4	{ Joe TEOTA	WS	22.52
5	Peñasio CRENCHERE	FIJ	22.94
	Samuela YAVALA	FIJ	DID NOT START

400 METRES (MEN) - FIRST ROUND

FIELD : 1.20p

(first 4 from each Heat qualify for Second Round)

<u>HEAT 1</u>			
1	Taniela RACULE	FIJ	49.26
2	Frank HANA	SOL	49.66
3	Wavala KALI	PNG	51.25
4	Tanginoa LEA'ASMANU	TON	51.76
5	John ARU	NH	53.65
<u>HEAT 2</u>			
1	Mosese WAQANIBETE	FIJ	50.63
2	Daniel DUMAIN	NC	50.71
3	Etisone GAFA	WS	50.85
4	Francois REYES	GUA	50.99
5	Terepiti MATAPO	CI	52.94
<u>HEAT 3</u>			
1	Janos SUAGOTSU	PNG	51.68
2	Herve LESTRAT Herve LESTRAT	FP	52.31
3	Simanu SIMI	WS	52.78
4	Jone KOROI	FIJ	53.72
<u>HEAT 4</u>			
1	Paiwa BOGELA	PNG	50.15
2	Johnny KAHI	NH	50.35
3	Yannick BLANC	NC	52.16
4	Amisone TATAO Amisone TATAO	AS	52.88
5	Tom Dooley JACKSON	NIU	53.56
<u>HEAT 5</u>			
1	Geoffrey NIMANIMA	SOL	50.49
2	Alain JULIEN	NC	51.51
3	Perese TOLUA	AS	52.69
4	Simi TUITU'U	TON	54.32
5	Atititi HELAGI	NIU	55.29
<u>HEAT 6</u>			
1	John WAOKAHI	SOL	50.44
2	Daniel DAM	NH	51.57
3	John PENN	WS	51.93
4	Albert MARAETEAU	FP	53.21
5	Laufoli HAKEMOTU	NIU	54.75

SOUTH PACIFIC GAMES 1979

At Suva, Fiji

Official Results of the
Athletics events

HEAT (Wind - 1.1)

1	Paiwa BOGELA	PNG	22.69
2	Eliu LA'AO	AS	22.82
3	Georges TANIEL	NH	22.84
4	Piea MOALA	TON	23.08
5	Francois REYES	GUA	23.44

200 METRES (MEN) - SECOND ROUND

HELD : 3 Sep

(first 3 in each Heat qualify for Semi - finals)

HEAT 1 (Wind - 2.0)

1	Inoke BAINIMOLI	FIJ	22.55
2	Errol FERRIOL	FP	22.95
3	Mark MANDIBI	PNG	23.11
4	Benedict ESIBEA	SOL	23.37
5	Didier PELLISIER	NC	23.59
6	Joseph KEIL	WS	23.79

HEAT 2 (Wind - 3.9)

1	Paiwa BOGELA	PNG	23.08
2	Samuela YAVALA	FIJ	23.19
3	Patrice MANUEL	FP	23.31
4	Philippe BERGER	NC	23.33
5	Piea MOALA	TON	23.66
6	Andre MONTAIGNE	NH	24.20

HEAT 3 (Wind - 3.9)

1	Penasio CERECERE	FIJ	23.28
2	Tony AIAM	PNG	23.59
3	Frank HANA	SOL	23.60
4	Yvon ALLAIN	FP	23.73
5	Siumpe FIEFIA	TON	23.84
6	Francois REYES	GUA	24.37

HEAT 4 (Wind - 2.6)

1	Joseph WEJIEME	NC	22.63
2	Jim NARAU	SOL	22.85
3	Joe LEOTA	WS	22.86
4	Georges TANIEL	NH	23.18
5	Daniel PLUMMER	GUA	24.09
6	John Williams TUTAKI	NIU	25.11

400 METERS (MEN) - SECOND ROUND

HELD : 3 Sep

(first 3 in each heat qualify for Semi - finals)

HEAT			
HEAT 1	1	Taniela RAOUE	FIJ 49.37
	2	Herve LBSTRAT	FP 49.90
	3	Etisone GAFA	WS 50.04
	4	Yannick BLANC	MC 50.77
	5	Francois REYPS	GTA 51.69
	6	Simi TUITU'U	TON 52.75
HEAT 2	1	Uavala KALI	PNG 50.28
	2	Daniel DUMITY	MC 50.31
	3	Frank HANA	SOL 50.55
	4	Daniel DAM	NH 50.59
		John DENN	WS Disqualified
		Jone HOROI	FIJ Scratched
HEAT 3	1	Paiwa BOGILA	PNG 49.63
	2	Geoffrey NEMANIMA	SOI 50.55
	3	Johnny KANI	NH 50.74
	4	Tanginoa LAEMAFMANU	TON 51.39
	5	Albert KARANT BEAU	FP 52.45
	6	Perese TOLUA	AS 53.30
HEAT 4	1	Mosese WAGANIBETE	FIJ 49.49
	2	John WACKAHE	SOL 50.47
	3	Janos SUAGOTSU	PNG 50.87
	4	Alain JULIEN	MC 51.47
	5	Simanu SIMI	WS 52.18
	6	Amisone BEAU Taeoa AMISONE	AS 53.59

400 METRES (MEN) - SEMI-FINALS

HELD: 4 SEP

(First three in each Heat qualify for Final)

HEAT 1

1	Taniela RACINE	FIJ	48.92
2	Herve LESTRAT	FP	49.58
3	Geoffery NIMANIMA	SOL	50.33
4	Frank HANA	SOL	50.37
5	Janos SUAGCTSU	PNG	50.72
6	Etisone GAPA	WS	51.58

HEAT 2

1	Paiwa BOGELA	PNG	48.88
2	Nosese WACANIETEE	FIJ	49.37
3	John WAOHAHI	SOL	49.63
4	Johnny PAHI	NH	50.09
5	Wavala FALI	PNG	50.66
6	Daniel DUTAIN	NC	51.28

400 METRES (MEN) - FINAL

HELD: 6th September

1.	Paiwa Bogela	PNG	48.73
2.	Herve Lestrat	FP	49.33
3.	Taniela Racule	FIJ	49.73
4.	Mosese Waganabete	FIJ	49.99
5.	Geoffrey Nimanima	SOL	50.31
6.	John Waokahi	SOL	51.83

800 METRES (MEN) - FIRST ROUND

HELD 20 AUGUST

(first 4 in each Heat qualify for 2nd Round)

HEAT 1

1	VEVEHERE HAE LAEVILA	PNG	2.02.44
2	JUBILEE REU	CI	2.03.25
3	FUAPAU FETU'UTAHU FUAPO	TON	2.05.00
4	ELVIS HOEFLICH	WS	2.07.34
5	STEVEN HERBERT	NOR	2.20.77

HEAT 2

1	ALAIN LAZARE	NC	2.06.76
2	JOHNNY KAHU	NH	2.06.88
3	VAOVAI TUPU	WS	2.09.53
4	TECFILO FA'AFETAU	AS	2.11.39
5	RAY TULNER	NOR	2.18.95

HEAT 3

1	JONE METAVA	FIJ	2.01.01
2	JOHN PENN	WS	2.02.38
3	ATKIN PAKAIA	SOL	2.02.53
4	HENRI DERRIEN	NC	2.02.85
5	STAN WILLIS	CI	2.03.74

HEAT 4

1	CHARLIE OLIVER	SOL	2.0.09
2	TEREAPII WADAPO	CI	2.03.69
3	ALAIN JULIEN	NC	2.05.24
4	THOMAS POSIMAN	NIU	2.12.07
5	NEVILLE BIGG	NOR	2.24.03

HEAT 5

1	ILIMO DAKU	FIJ	2.0.10
2	AARON HITU	SOL	2.03.85
3	SIGNE PALETU'A	TON	2.06.73
4	JOHN ARU	NH	2.07.81
5	JOSEPH C QUITANO	GUA	2.10.75

HEAT 6

1	VALU RAUMAKITA	FIJ	2.04.10
2	ALCIS COSAM	PNG	2.05.01
3	GEDPEREY KAETAU	NH	2.05.27
4	ALAFINI TAHITU'A	TON	2.11.49
5	JESUS QUINPANO	NH	2.24.43

800 METRES (MEN) - SECOND ROUNDHELD: 30 AUGUST(First Three in Each Heat Qualify
For Semi-Finals)HEAT 1

1	Ilimo DAKU	FIJ	1-57.88
2	Aaron HITU	SOL	1-58.87
3	Jubilee REU	CI	2-02.51
4	John ARU	NH	2-04.73
5	Vaovai TUPU	WS	2-06.85
6	Sione PALETU'A	TON	2-10.26

HEAT 2

1	Alain LAZARE	NC	2-02.06
2	Jone NETAVA	FIJ	2-02.23
3	Atkin FAKAIA	SOL	2-02.31
4	Fuapau FEVUTU'UTAHI	TON	2-02.90
5	Alois COSAM	PNG	2-05.94
	(Lomas POSIMAN)	NIU	Scratched

HEAT 3

1	Valu RAUMAKITA	FIJ	2-08.36
2	{ Johnny KAHU	NH	2-08.90
	{ Alain JULIEN	NC	2-08.90
4	Vevehere HAELAEVILA	PNG	2-08.91
5	John PENN	WS	2-09.11
6	Alatini TAHITUA	TON	2-15.54

HEAT 4

1	Charlie OLIVER	SOL	2-08.12
2	Henri DERREN	NC	2-08.76
3	Elvis HOEFLICH	WS	2-08.85
4	Tereapii MATAPO	CI	2-09.00
5	Geoffrey KALTAL	NH	2-10.03
6	Teofilo FA'AFETAHI	AS	2-12.43

800 METRES (MEN) - SEMI - FINALS

HELD: 31 Aug

(first 3 from each Heat qualify for final)

HEAT 1

1	Ilimo DAKU	FIJ	1.54.63
2	Charlie OLIVER	SOL	1.55.99
3	Atkin FAKAIA	SOL	1.57.08
4	Hensi DERRIEN	NC	1.57.52
5	Jone NETAVA	FIJ	1.58.27
6	Johnny KAHI	NH	1.59.86

HEAT 2

1	Alain LAZARE	NC	2.00.81
2	Aaron HITU	SOL	2.00.89
3	Valu RAUMAKITA	FIJ	2.01.21
4	Alain JULIEN	NC	2.02.49
5	Jubilee REU	CI	2.04.20
6	Elvis HOEFFICH	, WS	2.05.91

800 METRES (MEN) - FINAL

HELD : 1 Sep

1	Ilimo DAKU	FIJ	1.54.12
2	Alain LAZARE	NC	1.55.62
3	Charlie OLIVER	SOL	1.56.00
4	Valu RAUMAKITA	FIJ	1.57.27
5	Aarón HITU	SOL	1.58.55
6	Atkin FAKAIA	SOL	1.59.83

1500 METRES (MEN) - SEMI - FINALSHELD : 3 Sep

(first 5 in each heat qualify for final)

HEAT 1

1	Alain LAZARD	NC	3.59.86
2	Hector HATCH	FIJ	4.04.22
3	Mathew HOVAISUTA	SOL	4.08.00
4	Batum MAKON	PNG	4.09.64
5	Aaron HITU	SOL	4.12.22
6	Jubilee PEU	CI	4.16.22
7	Vaovai TUFU	FS	4.20.57
8	Isalele FWPANI	WS	4.35.41
9	Thomas POSAMANI	NIU	No Time
10	Joseph QUITANO	GUA	No Time

(NEW GAMES RECORD)

HEAT 2

1	Usaia SOPUTU	FIJ	4.08.38
2	Ian MACKENZIE	PNG	4.08.67
3	Jean-M BOULANGER	NC	4.08.73
4	Charlie OLIVER	SOL	4.09.85
5	Kirk JENNINGS	FIJ	4.10.46
6	Philippe ALCADE	NC	4.11.39
7	Alois COBAM	PNG	4.15.38
8	John HOUMTTE	GUA	4.16.70
9	Feau'afi HAKINIMA	TON	No Time
10	Sean WILKES	CI	No Time
	Tiuesa NGALUAFI	TON	Did not finish
	Filipo TIAI	WS	Disqualified

1500 METRES (MEN) - FINALHELD: 7 SEP

1	ALAIN LAZARE	NC	3-54.38
2	Usaia SOTUTU	FIJ	3-59.97
3	Ian MACKENZIE	PNG	4-01.29
4	Jean-Micheal BOULANGER	NC	4-06.07
5	Charlie OLIVER	SOL	4-08.01
6	Hector HATCH	FIJ	4-08.46
7	Mathew HOVAISUTA	SOL	4-09.13
8	Kirk JENNINGS	FIJ	4-11.75
9	Aaron HITU	SOL	
10	Batum MAKON	PNG	DID NOT START


(NEW GAMES RECORD)

3000 METRES STEEPLECHASE - FINALHELD : 1 SEP

1	Alain LAZARE	NC	9.22.26
2	Usaia SOTUTU	FIJ	9.28.06
3	Ian MACKENZIE	PNG	9.36.94
4	Batum MAKON	PNG	9.53.65
5	Michel GUEPY	NC	10.00.46
6	James HOEFLICH	WS	10.01.15
7	Hector HATCH	FIJ	10.17.22
8	Filipe TIAI	WS	10.25.06
9	Peter YAMU	PNG	10.31.71
10	Peaufi ^{AV} HOKINIMA	TON	10.31.95
11	Henri PARAGE	NC	10.35.76
12	Isaleli BETAU	WS	11.16.11
13	^{T. J. J.} NGALUAFI	TON	11.39.19
14	Pihigia TALAGI	NIU	11.51.20
	SHIRI CHAND	FIJ	Did Not Finish
	Rene ROCHE	FP	did not finish
	Fetu'utahi FUAPAU	TON	did not finish

(NEW GAMES RECORD)

TRACK REFEREE



100 METRES (MEN) - FINAL


HELD : 4 SEP

(CORRECTED RESULT)

1	Alain LAZARE	NC	14.47.3
2	Jean M. BOULANGER	NC	15.26.3
3	Tau J. TOKIWEPOTA	PNG	15.28.8
4	Mathew HOVAISUTA	SOL	15.39.7
5	Denis ALCADÉ	NC	15.46.8
6	Batum MAKON	PNG	*5.55.5
7	Shri CHAND	FIJ	15.59.7
8	John HOULETTE	GUA	16.01.5
9	Filipo TIAI	WS	16.17.0
10	Jone KILA	FIJ	16.25.6
11	James HOEFLICH	WS	16.29.4
12	Abel SMITH	PNG	16.40.1
13	Johnson TUA	SOL	17.05.5
14	Isaleli FETAUI	WS	17.13.6
15	Peaufi HAUJINIMA	TON	17.24.2
16	Moti LAL	FIJ	17.53.1
17	Fotofili NAMOA	TON	18.04.6

(NEW GAMES RECORD)

TRACK REFEREE



10000 METRES (MEN)

Held: 30 August.

(Corrected Result)

1	Alain LAZARE	NC	32 - 00.9
2	Shiri CHAND	FIJ	32 - 21.8
3	Dennis ALCADE	NC	32 - 30.1
4	Mathew HOVAISUTA	SOL	33 - 03.3
5	John HOULETTE	GUA	34 - 03.8
6	James HOEFLICH	WS	34 - 42.5
7	Birendra PRASAD	FIJ	34 - 54.8
8	Fernand CHAVEZ	FP	35 - 00.8
9	Johnson TUA	SOL	35 - 04.5
10	Muriaroa NGARO	CI	35 - 23.0
11	Jean-Michel BOULANGER	NC	35 - 31.6
12	Richard TAITAGUE	GUA	35 - 37.9
13	Sosefo AIKILIKOPI	WF	35 - 57.6
14	Peter YAMU	PNG	36 - 07.5
15	Rajendra PRASAD	FIJ	36 - 58.3
16	Isaleli FETAUI	WS	37 - 25.5
17	Jese TI'A	WS	37 - 28.5
18	Peauafi HAKWINIMA	TON	37 - 33.6
19	Pihigia TALAGI	NIU	37 - 37.2
	Sione FAKALOLO	TON	did not finish
	Abel SMITH	PNG	did not finish
	Robert WADE	GUA	did not finish
	Tau John TOKWEPOTA	PNG	did not finish
	Fonua FULU	TON	did not finish

(new Games record)

NOTE: Bad light prevented positive identification of athletes at 13th to 19th places.

Track Referee:

Master

MARATHON (MEN)HELD : 8 SEP

1	Alain LAZARE	NC	2.30.57
2	Batum MAKON	PNG	2.37.48
3	Tau J TOKWEPOTA	PNG	2.40.42
4	Jean M BOULANGER	NC	2.41.19
5	Abel SMITH	PNG	2.46.48
6	Denis ALCADE	NC	2.51.03
7	Birendra PRASAD	FIJ	2.53.00
8	JAMES HOEFLICH	WS	2.54.48
9	Muriaroa NGARO	CI	2.56.00
10	Robert WADE	GUA	2.56.20
11	Rohan PRASAD	FIJ	2.59.36
12	Fernand CHAVEZ	FP	3.00.00
13	David BROWN	FIJ	3.02.09
14	Aongo AREAI	CI	3.11.41
15	Fonua PULU	TON	3.15.21
	Jese TI'A	WS	Did not finish
	Mathew HOVAISUTA	SOL	Did not finish
	Johnson TUA	SOL	Did not finish
	Richard TAITAGUE	GUA	Did not finish
	Bill HYMAN	AS	Did not finish

(new Games record)

110 METRES HURDLES (MEN) - FIRST ROUNDHELD : 3 Sep(first 2 plus 2 fastest ^{losers} qualify for Final)HEAT 1 (Wind -3.1)

1	William FONG	WS	15.69
2	Saimoni JIOJI	FIJ	15.79
3	Paiwa BOGELA	PNG	16.00
4	Wilbert ASPER	GUA	16.41
5	John WILLIAMS TUTAKI	NIU	20.17

HEAT 2 (Wind - 2.8)

1	Samuela KONATACI	NH	15.35
2	Joe RODEN	FIJ	15.88
3	Danny DALMAYRAC	NC	15.94
4	Desmond HIPA	NIU	20.33
5	Sione HAVILI	TON	Did Not Finish

HEAT 3 (Wind - 3.3)

1	Sakaraia TUVA	FIJ	15.53
2	Janos SUAGOTSU	PNG	15.87
3	Lucien BRILLANT	FP	15.87
4	Willy KALOTITI	NH	17.09
5	Simi TUITU'U	TON	18.56
6	Polagi LAGATOA	NIU	22.85

110 METRES HURDLES (MEN) - FINALHELD: 4 SEP

1	Sakaraia TUVU	FIJ	15.26
2	Samuela KONATAFI	NH	15.28
3	Lucien BRILLIANT	BP	15.41
4	William FCNG	WS	15.48
5	Saimoni JIQJI	FIJ	15.79
6	Joe BODEN	FIJ	15.94
7	Dany DUMAYRAC	NC	17.79
	Janos SUAGOTESU	PNG	DID NOT FINISH

400 METRES HURDLES (MEN) - FIRST ROUND

(First four in each Heat qualify for Semi-Finals)

HEAT 1

1	Danny DALMAYRAC	NC	55.61
2	Janos SUAGOTSU	PNG	55.61
3	Joe RODEN	FIJ	55.65
4	Daniel DAM	NH	58.04
5	Fetu'utahi FUAPAU	TON	58.04
6	Laufoli HAKEMOTU	NIU	Disqualified

HEAT 2

1	Paiwa BOGELA	PNG	53.56
2	Saimoni JIOJI	FIJ	57.21
3	Daniel NOULACK	NH	58.82
4	Fe'ao VAO	TON	59.17
5	Tom Dooley JACKSON	NIU	64.11

HEAT 3

1	Henry BRILLIANT	FP	56.50
2	Daniel DUMAIN	NC	58.13
3	Taitusi BUNAWA	FIJ	59.18
4	Wilbert ASPER	GUA	59.46
5	Simi TUITU'U	TON	59.58
6	Atitila HELAGE	NIU	66.17

80
40

100 METRES HURDLES - SEMI-FINALS

HELD: 31 AUGUST

(first 3 from each Heat qualify for final)

HEAT 1

1	Joe RODEN	FIJ	54.30
2	Taitusi BUNAWA	FIJ	56.46
3	Daniel DAM	NH	56.55
4	Janos SUAGOTSU	PNG	57.24
5	Wilbert ASPER	GUA	70.10
6	Daniel DUMAIN	NC	Did not finish

HEAT 2

1	Paiwa BOCELA	PNG	53.10
2	Saimoni JIOJI	FIJ	54.83
3	Henry BRILLANT	FP	56.71
4	Daniel DALMAYRAC	NC	58.60
5	Daniel NOULACK	NH	59.72
6	Fe'ao Fe'ao VAO	TON	61.51

400 METERS HURDLES (MEN) - FINAL

HELD: 1 SEP

1	Paiwa BOGELA	PNG	53.19
2	Joe RODEN	FIJ	54.18
3	Saimoni JIOJI	FIJ	55.12
4	Henri BRILLANT	FP	55.49
5	Daniel DAM	NH	57.35
6	Taitusi BUNAWA	FIJ	58.93

3
4 x 100 METRES (MEN) - HEATS

HELD : 7 SEP

(first 3 in each heat qualify for final)

HEAT

1

1 FIJI 42.20
(CERECERE, RODEN, YAVALA, BAINIOLI)

2 WESTERN SAMOA 43.11
(FONG, SINI, KEIL, LBOTA)

3 PAPUA NEW GUINEA 43.78
(BOGELA, KAPA, AIAM, MANDIBI)

4 TONGA 44.48
(LAE AEMAHU, FALA, TUITU'U, MO'LLA)

5 AMERICAN SAMOA 44.52
~~TA'ALO~~^{KAMISONE}, TINAE, TUIUA, LA'AU)

HEAT

2

1 NEW CALEDONIA 42.66
(WEDDEA, BERGER, PRADEL, WEJEMIS)

2 FRENCH POLYNESIA 42.81
(ALLAIN, FERRIGL, ESTRAT, MANUEL)

3 SOLOMON ISLANDS 42.83
(IROG., PIRI^{GAU}, ESIBEA, MARAU)

4 GUAM 44.19
(OKBRILL, PLUMMER, ASPER, REYES)

NIUE DISQUALIFIED (47.26)
(HEPA, MANETOA, ~~NIID~~^{KUMITAU}, TUTAKI,)

NEW HEBRIDES DISQUALIFIED (48.54)
(KONATACI, ANDREW, MONTAIGNE, TRANUT)

4 x 100 METRES RELAY (MEN) - FINAL

HELD : 8 SEP

- 1 FIJI 41.86
(CERECERE, RODEN, YAVALA, BAINIMOLI)
 - 2 FRENCH POLYNESIA 42.30
(ALAIN, FERRIOL, LESTRAT, MANUEL)
 - 3 WESTERN SAMOA 42.83
(FONG, SIMI, KEIL, LEOTA)
 - 4 SOLOMAN ISLANDS 43.01
(IROGA, PIRI, ESIBEA, KARAU)
 - 5 PAPAU NEW GUINEA 43.80
(BOGELA, KAPA, AIAM, MANDIBI)
- NEW CALEDONIA DIQUALIFIED (42.16)
(WELEPA, BERGER, PRADL, WEJIEME)

4 x 400 METRES RELAY (MEN) - HEATS

HELD: 7 SEP

(First three in each ^{heat} event qualify for final)

HEAT 1

- 1 PAPUA NEW GUINEA 3-21.18
(Kali, Aiam, Suagotsu, Bogela)
- 2 SOLOMON ISLANDS 3-21.69
(Nimanima, Hitu, Hana, Waokahi)
- 3 FRENCH POLYNESIA 3-22.46
(Brillant, Manuel, Maraetefau, Lestrat)
- 4 NEW HEBRIDES 3-23.54
(Dan, Kaltal, Noulack, Kahi)

HEAT 2

- 1 FIJI 3-21.86
(Racule, Waqanabete, Logavatu, Daku)
- 2 NEW CALEDONIA 3-25.17
(Julien, Blanc, Berger, Dumain)
- 3 WESTERN SAMOA 3-25.98
(Hoeflich, Gafa, Penn, Simi)
- 4 TONGA ^{Fuapau} 3-27.17
(~~Fuapau~~, Ngaluafe, Lea'Aemanu, Haukinima)
- 5 NIUE 3-42.45
(Laufoli, Hetutu, Helagi, Jackson)

4 x 400 METRES RELAY (MEN) - FINAL

HELD : 8 SEP

1 FIJI 3.16.94
(RACULE, WAQANIBETE, LOGAVATU, DAKU)

2 PAPUA NEW GUINEA 3.18.36
(KALI, AIAM, SUGOTSU, BOGELA)

3 SOLOMON ISLANDS 3.19.35
(NIMANIMA, HITU, HANA, WAOKAHI)

4 NEW CALEDONIA 3.20.36
(JULIEN, BLANC, BERGER, DUMAIN)

5 WESTERN SAMOA 3.22.77
(HOEFLICH, J GAPA, PENN, SIMI)

FRENCH POLYNESIA DISQUALIFIED
(BRILLANT, MANUEL, MARAETEFU, LESTRAT)

(NEW GAMES RECORD)

HIGH JUMP (MEN) -FINALHELD: 31 Sep

1	Paul POANIEWA	NC	2.21 (1.82(1), 1.91(1), 1.97(1), 2.00(1), 2.11(1), 2.17(1), 2.21(3), 2.27(F))
2	Clement POANIEWA	NC	2.11 (1.80(1), 1.85(1), 1.88(1), 1.91(1), 1.94(1), 2.00(2), 2.05(2), 2.11(1), 2.13 (F))
3	Pierre LEONTIEFF	FP	1.94 (1.75(1), 1.78(1), 1.80(1), 1.82(1), 1.85(1), 1.88(1), 1.91(2), 1.94(1), 1.97, (F))
4	Igor LEONTIEFF	FP	1.88 (1.78(1), 1.82(1), 1.85(1), 1.88(3), 1.91(F))
5	Peiwa WAEA	PNG	1.82 (1.75(1), 1.78(1), 1.80(3), 1.82(2), 1.85(F))
6	Tutunisau CAUCAU	FIJ	1.80 (1.75(3), 1.78(3), 1.80(2), 1.82(F))
7	Halailana MAILEI	TON	1.78 (1.75(1), 1.78(2), 1.80(F))
8	Peni TORA	FIJ	1.75 (1.75(1), 1.78(F))
	Jone WAI	FIJ	1.75 (1.75(1), 1.78(F))
9	Sisasi PRESCOTT	TON	NO CLEARANCE (1.75(F))

(New GAMES RECORD)

POLE VAULT (MEN) - FINAL

HELD: 3 SEP

1	Stanley DROLLET	FP	4.20 (3.80(1), 4.20(1), 4.53(F))
2	Alipete ^{et} LATU	TON	3.70 (3.20(1), 3.40(1), 3.60(2), 3.70(1), 3.80(F))
3	Niulolo PRESCOTT	TON	3.70 (2.62(1), 2.82(1), 3.20(3), 3.30(1), 3.40(1), 3.50(1), 3.60(2), 3.70(3), 3.80(F))
4	Armand WELEFA	NC	3.40 (3.20(1), 3.40(1), 3.60(F2), 3.70(F1))
5	Peni TORA	FIJ	2.72 (2.72(1), 3.00(F1), 3.20(F1), 3.30(F1))
	Yvon OBRY	NC	NO CLEARANCE (3.80(F))
	Clement POANIEWA	NC	NO CLEARANCE (3.20(F))
	Eroni VOSALEVU Vosalevu BRONT	FIJ	NO CLEARANCE (2.62(F1), 2.72(F2))
	Jone LESUMAIMUA	FIJ	NO CLEARANCE (2.62(F1), 2.72(F2))

LONG JUMP (MEN) - QUALIFYING ROUND

HELD: 30 AUGUST

(Best Twelve Qualify for Final)

1	Armond WELEPA	NC	7.01	(6.68, F, 7.01)
2	Yannick TALON	NC	6.81	(F, 6.81, 5.46)
3	Michel KARNO	NC	6.68	(6.58, F, 6.68)
4	{ Hubert DROLLET	FP	6.67	(6.05, 6.48, 6.67)
	{ Georges TANIEL	NH	6.67	(6.62, 6.67, 6.62)
6	{ Peiwa WAEA	PNG	6.65	(6.65, 6.54, 6.38)
	{ Willy KALOTITI	NH	6.65	(6.20, 6.55, 6.65)
8	Paul PIRIGAU	SOL	6.54 ^w	(6.32, 6.54 ^w , 6.42)
9	Tutunisau CAUCAU	FIJ	6.52	(6.52, 6.29, 6.34)
10	{ Romolo PEREIRA	WS	6.39	(5.98 , 6.35 , 6.39)
	{ Peneli RINAKAMA	FIJ	6.39	(5.98, F, 6.39)
12	Laisiasa JIOJI	FIJ	6.37 ^w	(6.13, 6.21 ^w , 6.37 ^w)
13	Siaesi KAVA	TON	6.24	(6.18, 6.11, 6.24)
14	Nuilolo PRESCOTT	TON	6.16	(6.04, 6.16, 5.77)
15	Tofia KARAKOA	KIR	6.06	(5.77 , 6.06 ^f , 6.01)
16	Desmond HIPA	NIU	6.05	(5.82, 5.91, 6.05)
17	Mamena BOWALIYA	PNG	6.04	(6.04, F, 3.97)
18	Hikifolou MAILE	TON	5.84	(5.84, F, 5.74 ^{5.74})
19	Ruta TARE	CI	5.72	(5.72, 5.53, 5.14)
20	John Ridd KUMITAU	NIU	5.60	(5.60, 5.39, 5.35)
21	John Williams TUTAKI	NIU	5.58	(5.47, 5.58, 5.44)

LONG JUMP (MEN) - FINAL

HELD: 1 SEP

1	Yannick TALON	NC	7.02 (F, 6.94, F, F, 7.02, F)
2	Armond WELEPA	NC	7.00 (6.91, 6.99 ^w , F, 6.86, 7.00, 6.75)
3	Pavi Paul PIREGAU	SOL	6.98 (F, 6.81, 6.98, 6.73 ^w , 6.72, F)
4	George DANIEL	NH	6.74 (6.71, 6.47, 6.73 ^w , 6.63, 6.74, 6.65 ^w)
5	Hubert DROLLET	FP	6.70 (6.66, 6.70, F, 6.43, 6.52, 6.48)
6	Michel KARNO	NC	6.68 ^w (F, 6.54, 6.47, 6.54, F, 6.68 ^w)
7	Peiwa WAEA	PNG	6.40 (6.25 ^w , 6.36, 6.40, 6.33, 6.30, F)
8	Tutunisau CAUCAU	FIJ	6.32 (6.32, 6.29, 6.31, 6.23, 6.19, 5.73)
9	Willy KALOTITI	NH	6.31 (6.10, 6.15, 6.31)
10	Romolo PEREIRA	WS	6.15 (6.15, 5.90, 5.93)
11	Laisiasa JIOJI	FIJ	6.10 (6.03, 5.97 ^w , 6.10)
12	Peceli RINAKAMA	FIJ	5.90 (5.66, 5.90, 5.74)

TRIPLE JUMP (MEN) - QUALIFYING ROUNDHELD : 3 Sep

(first 12 qualify for final)

(P = Pass, F = Foul jump)

1	Yannick TALON	NC	14.93 (14.93,F,P)
2	Clement POANIEWA	NC	14.90 (14.90,14.57,P)
3	Pierre A LEXANDRINE	NC	14.57 (14.57,P,P)
4	Peiwa WAEA	PNG	14.52 (14.42,14.52,P)
5	Georges TANIEL	NH	14.08 (14.08,P,P)
6	Nowell MAMAU	SOL	13.93 (F,13.93,P)
7	Romolo PEREIRA	WS	13.71 (F,13.71,F)
8	Tutunisau CAUCAU	FIJ	13.70 (13.70,13.44,P)
9	Jone WAI	FIJ	13.68 (13.49,13.68,P)
10	Haloilalo MAILE H. K. F. MAILE	TON	12.86 (F,F,12.86)
11	Akaila KAWALIA	FIJ	12.71 (F,12.39,12.71)
12	Iotia KARAKOA	KIR	12.02 (F,12.02,11.72)
13	John W. TUTAKI	NIU	12.00 (F,11.41,12.00)
14	Desmond HIPA	NIU	11.97 (F,11.97,11.57)

(NO WIND GUAGE READINGS TAKEN)

TRIPLE JUMP (MEN) - FINAL

WIND: 4 SEF

1	Yannick TALON	NC	15.39W (14.77W, 15.39W, 15.06W, 15.01W, F, 15.0)
2	Piewa WARA	PNG	14.70W (14.44W, 14.70W, 14.49, 14.44W, F, 14.60)
3	Nowell MAMAU	SCL	14.70W (14.36W, 14.46W, 14.29, 13.90W, F, 14.70)
4	Clement POANIEWA	NC	14.66W (14.66W, 14.14W, 14.59, 14.50W, F, F)
5	Pierre ALEXANDRINE	NC	13.96 (13.66W, 13.64W, 13.96, F, F, F)
6	Romolo PEREIRA	WS	13.89W (13.89W, 13.56W, F, 13.41W, F, F)
7	Jone WAI	FIJ	13.65W (13.56W, F, F, 13.46W, 13.65W, F)
8	Tutunisau CAUCAU	FIJ	13.54W (13.37W, 13.54W, F, F, F, F)
9	Halotaga ^{Ukifalou} MAILE	TON	13.59W (12.95W, 13.29W, 13.39W)
10	Akuila KAWALIA	FIJ	12.62W (12.62W, F, F)
	Georges TANIEL	NH	}
	Iotia KARAKDA	NER	

NOTE: Wind gauge measurement ^{on} 15.39 by Talon = plus 3.0

SHOT PUTT (MEN) - QUALIFYING ROUNDHELD: 30 AUGUST

(Best Twelve Qualify for Final)

1	Jean Claude DUHAZE	FP	15.50	(F, 15.50, F)
2	Henry SMITH	WS	15.25	(14.98, 15.25, F)
3	Martial BONE	NC	14.39	(14.39, 13.44, F)
4	Soane SUVE	NC	14.11	(13.81, 14.11, F)
5	Frederic CASSIE	NC	13.48	(13.08, 13.13, 13.48)
6	Quake RADDOCK	FIJ	13.45	(13.04, F, 13.45)
7	Peaeli KINA	FIJ	13.37	(13.35, 13.31, 13.37)
8	Opeti TUINAKELO	FIJ	13.07	(13.07, 12.59, 12.51)
9	Silipetato LAKALAKA	WF	12.63	(12.63, F, 12.07)
10	Rene DALAMAR	GUA	12. 60	(12.60 ^F , 12.35, F ^{12.60})
11	George LAURENCE	NH	12.33	(12.07, 12.33, 11.79)
12	Atoloto KOLOKILAGE	WF	12.21	(11.65, 11.72, 12.21)
13	Alipate TONGA	TON	12.16	(12.09, 12.16, F)

SHOT PUTT (MEN) - FINALHELD 31 AUGUST

1	Jean-Claude DUHAZE	FP	17.08 (16.78, 17.08, F, F, 16.74, F)
2	Henry SMITH	WS	15.94 (15.88, 15.94, 15.78, F, 15.44 15.64)
3	Martial BONE	NC	14.50 (14.23, 14.16, 14.08, 14.00, 14.50, 14.10)
4	^{eric} Fredrick CASSIER	NC	14.08 (14.02, F, 13.44, 13.74, 13.54, 14.08)
5	Opeti TUINAKELO	FIJ	14.02 (13.46, 13.44, 13.42, 14.02, 13.68, 13.52)
6	Soane SUVE	NC	14.00 (F, 13.66, 14.00, F, F, 13.64)
7	Peceli KINA	FIJ	13.42 (13.40, 13.18, 12.70, 13.18, F, 13.42)
8	Atoloto KOLOKILAGE	WF	13.28 (12.80, 12.20, 13.28, 12.80, F, 12.62)
9	Rene DALAMAR	GUA	13.14 (12.85, 13.14, 12.86)
10	Silipetato LAKALAKA	WF	12.76 (12.56, 12.76, F)
11	George LAURENCE	NH	12.70 (F, 12.70, 12.44)
	Quake RADDock	F.I.T	Scratched

DISCUS THROWN (MEN) - QUALIFYING ROUNDHELD: 31 AUGUST

(Best 12 qualify for final)

HEAT 1

1	Jean Claude DUHAZE	FP	48.86	(F, 47.36, 48.86)
2	Martian BONE	NC	48.30	(46.00, 47.58, 48.30)
3	Henry SMITH	WS	46.54	(37.62, 41.64, 46.54)
4	George LAURENCE	NH	42.60	(39.30, 40.90, 42.60)
5	Frederick CASSIER	NC	42.44	(36.60, 42.44, F)
6	Lucien CAUNES	NC	41.10	(41.10, 39.94, F)
7	Viliame CAVUBATI	FIJ	40.78	(F, 39.32, 40.78)
8	Puapei TAHAI	FP	40.48	(38.60, 40.48, F)
9	F.R. Rene DALAMAR	GUA	40.10	(35.92, 40.10, F)
10	Viliame SERUVAKULA	FIJ	38.14	(38.14, F, F,)
11	Atonio TUFELE	WF	37.00	(35.88, 37.00, 36.04)
12	Lepani WAITAWA	FIJ	36.74	(36.12, F, 36.74)
13	Alipate TONGA	TON	36.06	(35.96, 34.54, 36.06)
14	Sylvester DIAKE	SOL	35.84	(35.84, 34.78, 35.58)
15	Tommy STANCIL	WS	34.80	(F, 34.80, F)
	Manuele MANUKA	WF	0	(F, F, F)

DISCUS THROW (MEN) - FINAL

HELD: 1 SEP

1	Jean-Claude DUHAZE	FP	50.30 (F, 49.74, F, F, 43.00, 50.30)
2	Martial BONE	NC	48.16 (47.18, 47.80, 45.70, 48.16, F, F)
3	Henry SMITH	WS	48.14 (46.78, 46.02, F, 48.14, F, 46.46)
4	Fredric CASSIER	NC	44.32 (41.98, 44.32, F, F, 38.60, 41.68)
5	George LAURENCE	NH	43.28 (43.28, 41.92, 42.80, 41.38, F, 40.08)
6	Lucien CAUNES	NC	40.54 (39.42, 40.54, F, F, 38.18, F)
7	Viliame SERUVAKULA	FIJ	40.42 (39.16, 39.78, 40.42, 38.52, 37.52, 40.24)
8	Rene DALAMAR	GUA	35.38 (F, 35.38, F)
9	Lepani WAITAWA	FIJ	34.52 (34.52, 33.22 , F)
	Viliame CAVUBATI	FIJ	NO VALID THROWS

(NEW GAMES RECORD)

HAMMER THROW (MEN) - FINALHELD: 29 AUGUST

1	JEAN-CLAUDE DUHAZE	FP	53.70 (52.28, 52.18, F, 53.70, F, 51.34)
2	FREDERIC CASSIER	NC	46.38 (46.38, F, F, 43.92, 44.68, F)
3	MARTIAL BONE	NC	45.84 (37.10, 43.64, 42.54, 45.84, F, 45.08)
4	JENN-YVES MATHIEU	NC	42.52 (F, 42.16, F, 41.54, 42.52, F)
5	FUAPEI TAHAI	FP	41.76 (38.76, 41.76, 38.04, 39.64, F, F)
6	PECELI KINA	FIJ	38.68 (F, 37.76, F, 38.68, F, 35.38)
7	HENRY SMITH	WS	36.06 (35.58, 34.10, 35.70, 36.06, F, F,)
8	VUKICHA TAMANILOLO	FIJ	36.02 (34.34, F, 35.12, 36.02, F, 33.42)
9	VILIAME KAITANI	FIJ	34.64 (34.64, 27.34, 31.58)

(NEW GAMES RECORD)

JAVELIN THROW (MEN) - FINALHELD: 3 SEP

1	Jean-Paul LAKAFIA	NC	64.44 (F, 47.34, 61.24, 64.44, F, 60.94)
2	Folotini MULILOTO	WF	63.46 (63.46, F, F, F, 60.38, 48.20)
3	Sosefo TENI	NC	62.25 (60.90, F, 62.25, 60.92, F, 61.10)
4	Seone Malia TUUGAHALA	WF	58.54 (55.62, 58.54, F, 55.90, F, 53.96)
5	Bruno CEVUARD	NH	57.20 (57.20, 30.76, 54.98, ^{50.34,} 47.28, 52.84)
6	Silipetato LAKALAKA	WF	57.04 (51.88, 49.50, F, 57.04, F, F)
7	Anasa KOROTINI	FIJ	56.24 (56.24, 54.64, 48.68, 51.42, 48.72, 45.20)
8	Hilaire LESINES	NH	54.10 (50.38, 54.10, 51.78, F, F, F)
9	Sefanaia LOCO	FIJ	49.34 (F, 49.26, 49.34)
10	Maurice FAO	NC	46.88 (46.88, F, F)
11	Alexio FUATA	FIJ	44.32 (F, 39.24, 44.32)
12	Alipate TONGA	TON	41.24 (35.16, 41.24, 36.04)

DECATHLON (MEN)

HELD: 6/7 SEP

100m, LJ, SP, HJ, 400m/110m, ~~E~~, DT, PV, JT, 1500m)

- 1 Paul POANIEWA NC 6584
(11.29(735), 6.81(780), 12.21(613), 2.20(1025)
55.12(597), 16.94(665), 35.62(596), 300(528)
54.72(695), 5-11.0(350))
- 2 Alipeta LATU TON 6191
(11.87(607), 6.70(757), 12.28(618), 1.75(634), 53.44(661),
16.18(732), 33.34(548), 3.70(728), 45.10(565), 5-12.9
(341))
- 3 Lucien BRILLANT FP 5778
(12.30(520), 6.34(680), 10.73(513), 1.85(725), 53.61(654),
16.18(732), 32.88(538), 2.68(403), 50.54(640), 5-06.5
(373))
- 4 Mamena BOWALIYA PNG 5666
(11.78(626), 6.09(624), 10.55(500), 1.72(607), 51.28(749),
17.39(629), 21.84(273), 2.90(498), 54.16(688), 4-48.48
(472))
- 5 Sakaraia TUVA FIJ 5604
(11.92(597), 6.09(624), 11.00(532), 1.62(512), 55.23(593),
15.53(794), 31.84(515), 2.60(403), 54.16(688), 5-11.8
(346))
- 6 Sylvester DIAKE SOL 5364
(12.48(482), 6.23(655), 11.05(535), 1.56(453), 55.68(577),
17.65(609), 35.10(586), 2.55(387), 49.24(623), 4-51.3
(457))
- 7 Bruno CHEVUARD NH 5272
(12.30(520), 6.34(680), 11.23(547), 1.64(531), 57.76(504),
20.27(432), 29.24(457), 2.85(482), 65.54(828), 5-23.1
(291))
- 8 Willy KALOTITI NH 5147
(11.81(620), 6.83(785), 9.88(451), 1.75(634), 54.09(636),
16.29(722), 22.62(294), 2.85(482), 42.14(523), DID NOT
FINISH)
- 9 Ruta TARE CI 5050
(12.18(544), 5.68(533), 9.85(449), 1.56(453), 53.83(646),
19.78(461), 27.74(422), 3.00(528), 39.14(478), 4-38.2
(536))
- 10 Tevika NAWAMEA FIJ 4849
(12.70(444), 6.05(615), 9.83(447), 1.62(512), 56.77(538),
17.67(607), 27.70(421), 2.50(371), 52.20(662), 5-36.1
(232))
- 11 John Ridd KUMATAU NIU 4655
(12.33(515), 5.87(575), 8.90(377), 1.54(434), 54.32(627),
23.07(288), 22.58(293), 3.10(558), 47.54(599), 5-3.6
(389))
- 12 Lasarus DIVI FIJ 4628
(12.18(544), 5.44(477), 10.16(472), 1.56(453), 54.92(605),
20.23(432), 26.36(388), 2.80(467), 41.64(515), 5-26.6
(275))
- 13 Tommy STANCIL WS 2146 (4 events
only)
(11.80(622), 5.50(491), 11.12(540), 1.60(493), Withdrew)
- 14 Stanley DROLLET FP 1249 (2 events
only)
(12.02(576), 6.31(673), Withdrew)
- 15 Jean-Paul LAKAFIA NC 1105 (2 events
only)
(12.24(532), 5.86(573), Withdrew)
- 16 Georges TANIEL NH 681 (only 1 event)
(11.53(681), Withdrew)

110m HURDLES WIND SPEEDS

HEAT 1 Cevuard, Kunitau, Brillant (-2.4)
HEAT 2 Bowaliya, Tare, Nawamea (-2.5)
HEAT 3 Divi, Latu, Tuva (-3.3)
HEAT 4 Ponniewa, Diake, Kalotiti (-1.6)

100m WIND SPEEDS

HEAT 1 Stancik, Cevuard, Nawamea, Bowaliya, Brillant (-1.6)
HEAT 2 Tuva, Divi, Taniel (-1.3)
HEAT 3 Lakafia, Kumatau, Diake, Kalotiti (-3.0)
HEAT 4 Ponniewa, Tare, Drollet, Latu (-1.8)

100 METRES (WOMEN) - FIRST ROUNDHELD: 31 AUGUST*(First 5 in each heat qualify for Semi-Finals)*HEAT 1 (Wind - 0.2)

1	Naomi POLUM	PNG	12.43
2	Brigitte HARDEL	NC	12.45
3	Leitaou ESSAOU	NH	12.77
4	Anaseini UATE	FIJ	12.91
5	Sipolo HAVILI	TON	13.43
6	Heimata BOPPDO PONT	FP	13.55
7	Terese GRUBE	NOR	13.91

HEAT 2 (Wind - 0.4)

1	Tatiana BENNETT	FP	12.71
2	Odile MEVIN	NC	12.76
3	Emmaline BENNION	FIJ	12.83
4	Tonya CHISOLM	GUA	13.21
5	Sala TALANOA	TON	13.47
6	Leilong KARA	NH	13.79
7	April QUINTAL	NOR	14.03

HEAT 3 (Wind Nil)

1	Miriama CHAMBAULT	NC	12.56
2	Rogart WAINARA	PNG	12.93
3	Albertine AN	FP	13.15
4	Maya LEEEMAN	NH	13.23
5	Reapi GUSUIVANA ^{LU}	FIJ	13.40
6	Susan ASHLEY	SOL	13.47
7	Seini LAGI	TON	13.49

100 METRES (WOMEN) - SEMI-FINALSHELD: 31 AUGUST

(First four in each Heat qualify for Final)

HEAT 1 (Wind NIL)

1	Naomi POLUM	PNG	12.25
2	Odile MEVIN	NC	12.63
3	Tatiana BENNETT	FP	12.68
4	Anaseini UATE	FIJ	12.91
5	Maya LEE MAN	NH	13.16
6	Sala TALANOA	TON	13.33
7	Reapi GUSUIVALU	FIJ	13.38

HEAT 2 (Wind NIL)

1	Brigitte HARDEL	NC	12.15
2	Miriam CHAMBAULT	NC	12.36
3	Leitacu ESSAOU	NH	12.58
4	Emmaline BENNION	FIJ	12.67
5	Rogart WAINARA	PNG	12.79
6	Tonya CHISOLM	GUA	12.98
7	Albertine AN	FP	13.00
8	Sipolo HAVILLI	TON	13.36

(New GAMES record)

100 METRES (WOMEN) - FINAL

HELD: 1 SEP

(Wind: -1.6)

1	Brigitte HARDEL	NC	12.07
2	Miriama CHAMBAULT	NC	12.37
3	Naomi POLIM	PNG	12.40
4	Leitaou ESSAOU	NH	12.58
5	Emmaline BENNION	FIJ	12.62
6	Odile MEVIN	NC	12.70
7	Tatiana BENNETT	FP	12.82
8	Anaseini UATE	FIJ	13.12

(new Games records)

200 METRES (WOMEN) - FIRST ROUNDHELD: 3 SEP

○ (First three from each Heat qualify for Semi-Finals)

HEAT 1 (Wind - 1.2)

1	Brigitte HARDEL	NC	26.17
2	Emmaline BENNION	FIJ	26.22
3	Maya LEEMAN	NH	27.36
4	Sala TALANOVA	TON	27.44
5	Linda MARERE	PNG	28.21

HEAT 2 (Wind - 1.8)

1	Albertine AN	FP	27.03
2	Reapā GUSUIVALU	FIJ	27.76
3	Susan ASHLEY	SOL	27.98
4	Teresa GRUBE	NOR	28.47
5	Lata ALATINI	TON	28.55

HEAT 3 (Wind - 2.0)

1	Naomi POLUM	PNG	25.55
2	Miriama CHAMBAULT	NC	25.95
3	Sainiana TUKANA	FIJ	27.14
4	Heimata BOPP DU FONT	FP	27.93

HEAT 4 (Wind - 1.9)

1	Odile MEVIN	NC	26.21
2	Rogart WAJININARA	PNG	26.30
3	Tatiana BENNETT	FP	26.66
4	Tonya CHISOLM	GUA	27.18
5	Nesbeth META	NH	28.10

200 METRES (WOMEN) - SEMI-FINALSHELD: 4 SEP

(Best three in each Heat qualify for Final)

HEAT 1 (Wind - 2.4)

1	Naomi POLUM	PNG	25.76
2	Odile MEVIN	NC	25.97
3	Emmaline BENNION	FIJ	26.42
4	Albertine AN	FP	27.19
5	Sainiana TUKANA	FIJ	27.90
6	Susan ASHLEY	SOL	28.38

HEAT 2 (Wind - 3.7)

1	Miriama CHAMBAULT	NC	25.74
2	Brigitte HARDEL	NC	25.88
3	Tatiana BENNETT	FP	26.48
4	Rogart WAININARA	PNG	26.62
5	Maya LEEMAN	NH	27.46
6	Reapi GUSUIVALU	FIJ	28.16

200 METRES (WOMEN) - FINAL

HELD: 6th September

(Wind: -1.2)

1.	Brigitte Hardel	NC	24.68
2.	Naomi Polun	PNG	25.07
3.	Odile Mevin	NC	25.30
4.	Miriama Chambault	NC	25.39
5.	Emmaline Bennion	FIJ	25.98
6.	Tatiana Bennett	FP	25.99

(New Games Record)

100 METRES (WOMEN) - FIRST ROUNDHELD: 1 SEP

(First three in each Heat qualify for Semi-Finals)

HEAT 1

1	Alena WAQASINA	FIJ	59.45
2	{ April QUINTAL	NOR	62.54
	{ Linda MARERE	PNG	62.54
4	Marjorie BUDAN	FP	64.38

HEAT 2

1	Anasieni UATE	FIJ	59.71
2	Jeanne LILLIORD	NH	61.25
3	Graziella MOUTRY	NC	61.81
4	Lafa ALATINI	TON	65.22

HEAT 3

1	Liku GALAIA	FIJ	61.26
2	Karen PARAGE	NC	63.18
3	Elizabeth WINNY	NH	63.60

HEAT 4

1	Nethie BEN	NH	61.25
2	Gisung NGALAU	PNG	61.50
3	Brigitte HARDEL	NC	63.64
4	Ana KOFUTU'A	TON	66.10

40 METRES (WOMEN) - SEMI-FINALSHELD: 3 SEP

(First three in each Heat qualify for Final)

HEAT 1

1	Brigitte HARDEL	NC	60.02
2	Alena WAQASINA	FIJ	60.60
3	Iiku GALALA	FIJ	61.05
4	Linda MARERE	PNG	61.67
5	Jeanne LILLIORD	NH	63.16
6	April QUINTAL	NOR	65.76

HEAT 2

1	Anasini UATE	FIJ	59.78
2	Netalie BEN	NH	60.91
3	Gisung NGALAU	PNG	61.11
4	Karen PARAGE	NC	61.92
5	Graziella MOUTRY	NC	62.09
6	Elizabeth WINNY	NH	62.83

400 METRES (WOMEN) - FINALHELD: 4 SEP

1	Brigitte HARDEL	NC	57.02
2	Alena WAQASIWA	FIJ	58.51
3	Iiku GALALA	FIJ	59.37
4	Anaseini UATE	FIJ	59.42
5	Gisung W GALAU	PNG	61.96
6	Net h ie BEN	PNG	62.81

(NEW GAMES RECORD)

800 METRES (WOMEN) FIRST ROUNDHELD 30 AUGUST

(first 3 in each Heat and 2 fastest losers qualify
for Semi - Finals)

HEAT 1

1	BETTY BOPPART	GUA	2.30.17
2	GIOVANNA GUISGUANT	NC	2.31.09
3	JEANNE LILIORD	NH	2.33.93
4	TELOVISILA TONGA	TON	2.34.76
5	JULIA FUJIHIRA	NM	3.06.40

HEAT 2

1	MAKE LIKU	FIJ	2.25.21
2	MARJORIE BUDAN	FP	2.26.04
3	JANICE JIRORU	PNG	2.26.05
4	GRAZIELLA MOUNTNEY	NC	2.34.68
5	MEKE MOALA	TON	2.40.54
6	ELIZABETH WINNY	NH	2.44.73

HEAT 3

1	GISUNG NGALAU	PNG	2.25.87
2	MARY KELESI	SOL	2.28.57
3	AKAKOROMAKI MATEPI	CI	2.36.68
4	WASABALAVU NAICERU	FIJ	2.39.42
5	ANNA KOFUTU'A	TON	2.46.75
6	CLARET KOSMAN	NM	2.50.31

HEAT 4

1	FRANCES WHIPPY	NH	2.30.89
2	VAITE CHONSUI	FP	2.31.50
3	LINDA MARERE	PNG	2.34.46
4	ARIETA DIVORESA	FIJ	2.36.50
5	CHRISTINE GAET	NC	2.36.50
6	APRIL QUINTAL	NOR	2.37.00

800 METRES (WOMEN) - SEMI-FINALSHELD: 31 AUGUST

(First three in each Heat qualify for Final)

HEAT 1

1	Gisung NGALAU	PNG	2-32.39
2	Betty BOPART	GUA	2-24.59
3	Frances WHIPPY	NH	2-25.09
4	Aka Koromak MATEPI	CI	2-26.65
5	Linda MARERE	PNG	2-26.75
6	Marjorie BUDAN	FP	2-28.93

HEAT 2

1	Liku MAKE Make LIKU	FIJ	2-29.21
2	Giovanna GUISGUANT	NC	2-29.43
3	Janice JORORU	PNG	2-30.70
4	Mary Ann KELESI	SOL	2-30.87
5	Jeanne LILLIORD	NH	2-32.28
6	Vaite CHONSUI	FP	2-32.99

800 METRES (WOMEN) - FINAL

HELD: 1 SEP

1	Reke Liku Liku MAKE	FIJ	2-22.15
2	Janice JORORU	PNG	2-22.74
3	Gisung NGALAU	PNG	2-22.85
4	Giovanna GUISGUANT	NC	2-25.49
5	Betty BOPPART	GUA	2-25.76
6	Frances WHIPPY	NH	2-26.55

1500 METRES (WOMEN) - SEMI-FINALS)HELD: 3 SEP

(Best five in each Heat qualify for Final)

HEAT 1

1.	Aka ^{Ko} ramaki MATEPI	CI	5-08.20
2	Rusila RADINIBEQA	FIJ	5-09.71
3	Gisung NGALAU	PNG	5-10.13
4	Betty BOPPART	GUA	5-10.30
5	Vaite CHONSUI	FP	5-11.98
6	Clapde PARAGE	NC	5-14.83
7	Anasa NAVAVIA	FIJ	NO TIME
8	Mamanooraa AVEAOVAI	CI	NO TIME
9	Frances WHIPPY	NH	NO TIME
10	Teluisila TONGA	TON	NO TIME

HEAT 2

1	Janice JIRORU	PNG	5-04.14
3	Christele BARTHELEMY	NC	5-07.95
2	N ^{erric} eri SINE	PNG	5-07.38
4	Mary Ann KELESI	SOL	5-10.82
5	Giovanna GUISGUANT	NC	5-13.47
6	Toka ASSI AREAI	CI	5-16.40
7	MeleMOALA	TON	5-48.93
	Amelia NAVUGONA	FIJ	DID NOT FINISH

1500 METRES (WOMEN) - FINALHELD: 6th September

1.	Christele Barthelemy	NC	4-49.04
2.	Rusila Radinibeqa	FIJ	4-51.39
3.	Janice Jiroru	PNG	4-53.54
4.	Betty Boppart	GUA	4-55.57
5.	Gisung Ngalau	PNG	5-05.52
6.	Nerrie Sine	PNG	5-08.50
7.	Vaite Chonsui	FP	5-08.61
8.	Akakoromak Matepi	CI	5-12.79
9.	Giovanna Guisquant	NC	
	Mary Ann Kelesi	SOL	Did not finish

(New Games Record)

3000 METRES (WOMEN) - FINAL


HELD : 1 SEP

(CORRECTED RESULT)

1	Betty BOPPART	GUA	10.27.76
2	Christele BARTHELEMY	NC	10.48.12
3	Akakoromaki MATEPI	CI	11.06.03
4	Evelyne BRANCHU	NC	11.24.88
5	Ariane TUYENON	NC	11.33.44
6	Tokka AREAI AREAI TOKKA	CI	11.45.68
7	Mamanoora ANEVAKI ANEVAKI	CI	11.54.92
8	Talusila TONGA	TON	12.47.10
9	Vaciseva TABUA	FIJ	13.00.82
10	Claret KOSMAN	NM	13.13.68
	Rusila RADINIBEQA	FIJ	Disqualified
	Ana KOFUTU'A	TON	Did Not Finish
	Nerie SINE	PNG	Did Not Finish
	Anasa NAVAVIA	FIJ	Did Not Finish
	Mary Ann KELESI	SOL	Did Not Finish
	Julia FUJIHIRA	NM	Did Not Finish

(NEW GAMES RECORD)

TRACK REFEREE



100 METRES HURDLES (WOMEN) - SEMI-FINALS6th SeptemberHEAT 1 (Wind not recorded)

1.	Brigitte Hardel	NC	16.08
2.	Sainiana Tukana	FIJ	16.15
3.	Sipolo Havili	TON	16.29
4.	Anna Lemas	NH	17.38
5.	Arieta Seruvakula	FIJ	18.19

HEAT 2 (Wind not recorded)

1.	Miriana Chambult	NC	15.11
2.	Leitaou Essaou	NH	15.76
3.	Seini Langi	TON	16.40
4.	Evelini Vea	TON	16.73
5.	Loain Pierrez	NH	18.18
6.	Neillie Wainiqolo	FIJ	20.38

100 METRES HURDLES (WOMEN) - FINAL

HELD: 7 SEP

(WIND : - 1.9)

1	Miriama CHAMBAULT	NC	14.80
2	Brigette HARDEL	NC	14.91
3	Leitaou BSSAOU	NH	15.68
4	Sainiaña TUKANA	FIJ	15.75
5	Seini LANGI	TON	16.44
6	A nna LEMAS	NH	16.57
7	Sipole HAVILI	TON	16.61
8	Evelini VEA	TON	16.83

4. x 100 METRES RELAY (WOMEN) - FINAL

HELD : 8 SEP

1	NEW CALEDONIA (MEVIN, FARRUGIA, NAPOLEON, HARDEL)	48.19
2	FIJI (BENNION, UATE, GUSUIVALU, TUKANA)	49.35
3	NEW HEBRIDES (ESSAOU, LEMAS, META, LEBMAN)	49.43
4	FRENCH POLYNESIA	49.61
5	PAPUA NEW GUINEA	49.92
	TONGA	Disqualified (53.31)

(NEW ~~RECORD~~ GAMES RECORD)

400
4 x METRES (WOMEN) - FINAL

HELD: 8 SEP

- | | | |
|---|---|---------|
| 1 | FIJI
(UATE, WAQASIWA, GALACA, LIKU) | 3.57.97 |
| 2 | NEW CALEDONIA
(MOUTRY, PARAGE, MEVIN, HARDEL) | 4.01.67 |
| 3 | PAPUA NEW GUINEA
(NGALAU, MARERE, FOLUM, JIRORU) | 4.03.01 |
| 4 | NEW HEBRIDES
(WINNY, BEN, WHIPPY, LILIORD) | 4.07.49 |

(NEW GAMES RECORD ← NEW EVENT)

HIGH JUMP (WOMEN) - FINALHELD: 6th September

1. Daniele Guyonnet FP 1.75
(1.60(1), 1.65(1), 1.70(1), 1.75(2), 1.80(F))
2. Loain Piérrez NH 1.58
(1.40(1), 1.43(1), 1.46(1), 1.48(1), 1.50(1),
1.52(2), 1.54(1), 1.56(1), 1.58(1), 1.60(F))
3. Denise Kacirek NC 1.58
(1.40(1), 1.43(1), 1.46(1), 1.48(1), 1.50(2),
1.52(2), 1.54(1), 1.56(1), 1.58(3), 1.60(F))
4. Albertine An FP 1.54
(1.40(1), 1.43(1), 1.46(1), 1.48(1), 1.50(1),
1.52(1), 1.54(1), 1.56(F))
5. Annie Tokona FIJ 1.54
(1.40(1), 1.43(1), 1.46(1), 1.48(1), 1.50(1),
1.52(2), 1.54(1), 1.56(F))
6. Anna Isnard FP 1.54
(1.40(1), 1.43(1), 1.46(1), 1.48(1), 1.50(2),
1.52(3), 1.54(1), 1.56(F))
7. Nettie Elisha PNG 1.48
(1.40(1), 1.43(1), 1.46(1), 1.48(3), 1.50(F))
8. Anna Lemas NH 1.46
(1.40(1), 1.43(2), 1.46(3), 1.48(F))

LONG JUMP (WOMEN) - FINALHELD : 30 AUGUST

1	MIRIAM CHAMBAULT	NC	5.76 ^w	(F, 5.41, 5.57, 5.66, 5.62, 5.76 ^w)
2	BRIGITTE HARDEL	NC	5.60 ^w	(5.56, F, 5.60 ^w , 5.51, 5.56, 5.29)
3	LAURENCE NAPOLEON	NC	5.29	(5.29, 5.18 ^w , 5.11, 5.07, 5.05, 5.28)
4	SAINIANA TUKANA	FIJ	5.16 ^w	(5.16 ^w , 4.95, 5.02, 5.10, 4.70, 4.91 ^w)
5	ANNA ISNARD	FP	5.14	(5.07, 5.14, F, 5.08, 4.87, 5.02 ^w)
6	LEITAOU ESSAOU	NH	4.94	(4.94, 4.49 ^w , F, 4.52, 4.57, 4.62 ^w)
7	ANNA LEMAS	NH	4.88	(4.82 ^w , 4.73, 4.88, 4.72, 4.71, 4.54)
8	TONYA CHISOLM	GUA	4.82	(4.76 ^w , 4.66, 4.59, 4.82, 4.44, 4.59)
9	EVELINI VEA	TON	4.55 ^w	(F, 4.55 ^w , 4.12)
10	KEASI VAILEA	TON	4.55	(4.55, 4.11, 4.05)
11	LEILONG KARA	NH	4.52	(4.38, 4.52, 4.51)
12	LISI WAQANAVANUA	FIJ	4.36	(3.97 ^w , 4.36, 4.36)
13	TERESA GRUBE	NOR	3.98	(F, 3.79 ^w , 3.98)

w = wind-assisted

(Wind gauge reading on 5.76 by Chambault = plus 3.9)

SHOT PUTT (WOMEN) - QUALIFYING ROUNDHELD: 31 AUGUST

(Best 12 qualify for final)

1	Lili BOLA	FIJ	11.90 (11.69, 11.90, 11.65)
2	Daniela GUYONNET	FP	11.80 (11.01, 11.80, 11.65)
3	Nagali TEAHUI	FP	11.79 (F, 11.24, 11.79)
4	Marie-CHRISTINE SELEU	NC	11.61 (5.18, 11.00, 11.61)
5	Mereoni VIBOSE	FIJ	11.48 (11.48, 11.40, 10.70)
6	Georgette PAOURO	NC	11.28 (10.45, 10.72, 11.28)
7	Telesia NEIUPI	TON	10.59 (10.06, 10.28, 10.59)
8	Marie POANIEWA	NC	10.58 (F, 9.89, 10.58)
9	Evelini VEA	TON	10.36 (F, 10.36, 9.33)
10	Teresia ELESU	FIJ	10.27 (10.27, F, F,)
11	Malia SILI	TON	10.19 (9.85, 10.19, 8.92)
12	Madeleine NIRUA	NH	10.09 (10.09, 8.72, F)
13	Suliana TINI	WF	9.74 (9.74, 9.68, 9.20)
14	Maryline ADAM	NH	9.31 (8.40, 9.31, 9.18)
15	Petronilla NARME	PNG	9.24 (9.24, F, 8.50)
16	Kuniguda TIGILAI	PNG	9.10 (9.10, 8.14, F)
17	Sandra BORDES	FP	8.63 (F, 6.87, 8.63)
18	Sofia HINI	WF	8.62 (8.62, 6.77, 8.24)

43)

SHOT PUTT (WOMEN) - FINAL

HELD: 1 SEP

1	Marie-Christine SEALEU	NC	13.08 (11.96, 13.08, 12.65, F, F, F)
2	Magali TEAHUI	FP	12.03 (12.03, 10.30, 11.99, 11.94, F, F)
3	Daniele GUYONNET	FP	11.90 (11.83, 11.90, 11.69, 11.77, 10.95, 10.71)
4	Lili BOLA	FIJ	11.84 (11.10, 11.84, 11.70, 10.84, 10.60, F)
5	Mereoni VIBOSE	FIJ	11.72 (11.72, 11.21, F, F, 11.60, 11.43)
6	Georgette PAOURO	NC	11.69 (11.60, F, 11.29, 11.69, 11.62, 10.79)
7	Madeleine NIRUA	NH	11.51 (11.24, 11.30, 11.51, F, 11.03, 10.67)
8	Malia SILI	TON	10.58 (9.24, 10.58, 9.97, F, 9.25, 9.37)
9	Telesia ELESI ^{NELOFI}	TON	10.52 (10.42, 10.52, 10.30)
10	Teresia ELESII	FIJ	10.31 (10.31, 8.21, 10.07)
11	Marie POANIEWA	NC	10.20 (F, 10.20, F)
	Evelini VEA	TON	NO VALID THROWS

(NEW GAMES RECORD)

DISCUS THROW (WOMEN) - FINALHeld: 6th September

1. Marie Christine Sèleu NC 45.78
(45.78, 43.05, 40.34, F, 42.52, 41.94)
2. Sandra Bordes FP 39.46
(F, 36.91, 37.99, 39.46, 38.86^F)
3. Vinaina Draunivini FIJ 38.92
(35.35, 32.66, F, 38.92, 38.84, F)
4. Mereoni Vibose FIJ 38.92
(F, 36.52, 37.72, F, 38.82, 38.92)
5. Marie Poaniewa NC 35.35
(F, 35.35, F, F, F, 32.76)
6. Lili Bola FIJ 35.18
(29.67, 34.90, 34.14, 31.64, 33.36, 35.18)
7. Maryline Adam NH 34.70
(34.37, 34.70, 31.85, 34.54, 31.92, 32.62)
8. Sili Malia Sili TON 34.17
(34.17, 33.60, F, 29.30, 31.44, F)
9. Madeleine Nirua NH 33.26
(F, 27.57, 33.26)
10. Kuniguda Tigilai PNG 30.72
(28.65, 30.72, F)
11. Kagali Teahui FP 30.42
(27.38, 30.42, 29.96)
12. Kelala Fauese TON 28.29
(28.29, F, F)
13. Petronella Narme PNG 25.46
(25.24, 24.76, 25.46)
- Anna Tulitau ~~TON~~ NC No valid throws
(F, F, F)

(New Games Record)

JAVELIN THROW (WOMEN) - FINALHELD : 30 AUGUST

1	MERSONI VIBOSE	FIJ	46.94	(42.92,42.48,46.94,46.74,F,44.26)
2	GEORGETTE PAOWRO	NC	45.48	(45.48,42.18,F,35.98,F,F)
3	MONIKA FIAFIALOTO	WF	43.96	(F,43.54,43.96,F,F,42.30)
4	RAPHAELA NECHARO	NC	43.42	(43.42,36.38,40.58,38.36, 35.98,42.34)
5	MARINA HEAFALA	NC	40.76	(34.78,35.98,F,F,40.76,39.98)
6	SOANA IKAFOLAU	WF	39.98	(39.42,38.94,36.02,39.98,F,37.10)
7	KUNIGUDA TIGILAI	PNG	38.44	(F,34.00,38.44,F,29.74,F)
8	VELONITRA TAIUALE	WF	34.80	(31.62,34.80,F,29.20,30.48,F)
9	EVELINI VEA	TON	31.60	(31.60,23.86,30.52)
10	PETRONILLA NARME	PNG	30.36	(30.36,24.12,27.64)
11	MAHA SILI	TON	30.10	(F,F,30.10)
12	^{Luciana} EST LALANABARAVI	FIJ	20.62	(19.56,20.32,20.62)

(NEW GAMES RECORD)

PENTATHLON (WOMEN)

HELD: 3/4 SEP

(100m H, SP, HJ/LJ 80cm)

1	Daniele GUYONNET	FP	3625 (15.74(671), 12.42(745), 1.80(1031), 4.82w(633), 2-42.5(545))
2	Miriama CHAMBAULT	NC	3323 (15.63(682), 9.08(525), 1.43(647), 5.89w(882), 2-38.2(587))
3	Jeanne LILIORD	NH	3022 (17.30(529), 8.62(492), 1.45(670), 4.91(655), 2-29.6(678))
4	Anna LEMAS	NH	2893 (16.82(563), 9.38(539), 1.45(670), 4.99w(674), 2-53.7(447))
5	Evelini VEA	TON	2866 (16.92(554), 10.59(629), 1.41(624), 4.72w(600), 2-53.2(451))
6	Jane BANUVU	FIJ	2857 (18.67(425), 8.33(471), 1.49(715), 4.89w(650), 2-37.3(596))
7	Denise KACIREK	NC	2637 (18.73(418), 7.87(436), 1.51(757), 4.74w(613), 2-55.4(433))
8	Seini LAGI	TON	2450 (16.36(611), 8.72(499), 1.30(488), 4.73w(611), 3-23.1(241))
9	Losana KUBULALA	FIJ	2034 (4 Events Only) (19.10(398), 8.85(509), 1.37(576), 4.49(551), Withdraw)
10	Sipolo HAVILI	TON	1813 (Disq. (NIL), 7.25(387), 1.20(303), 4.73(611), 2-51.9(462))
11	Leilong KARA	NH	1525 (3 events only) (18.99(404), 9.72(570), 1.35 (551), withdrew)

(New Games High Jump Record - 1.80 by GUYONNET)

NOTE: Wind gauge measurement on 5.89 Long Jump by CHAMBAULT = plus 2.9 m/sec